

WYOMING'S AT-LARGE DISTRICT

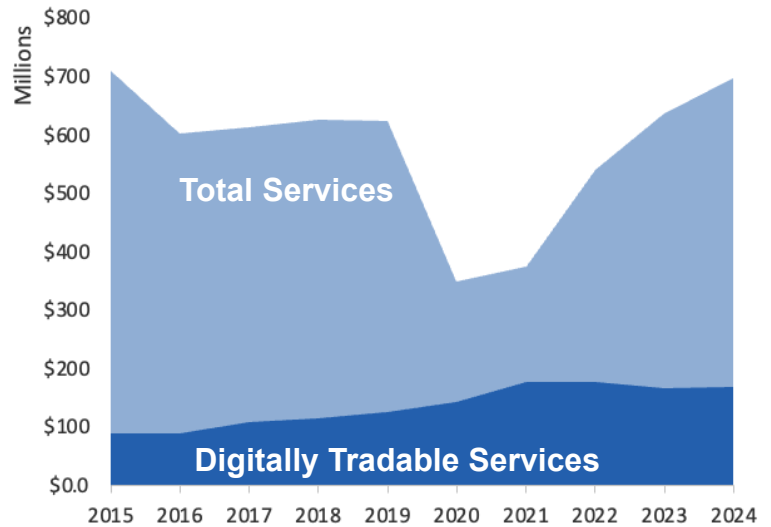
U.S. Services Supply the World

WY-AL has seen a rise in services exports, boosting state economic growth and jobs. In 2024, U.S. services exports neared \$1.2 trillion and the U.S. services trade surplus was \$293 billion.

U.S. services industries are the most competitive and innovative in the world. They provide new economic opportunities and contribute to the successful production of manufacturing and agriculture in the United States and abroad.

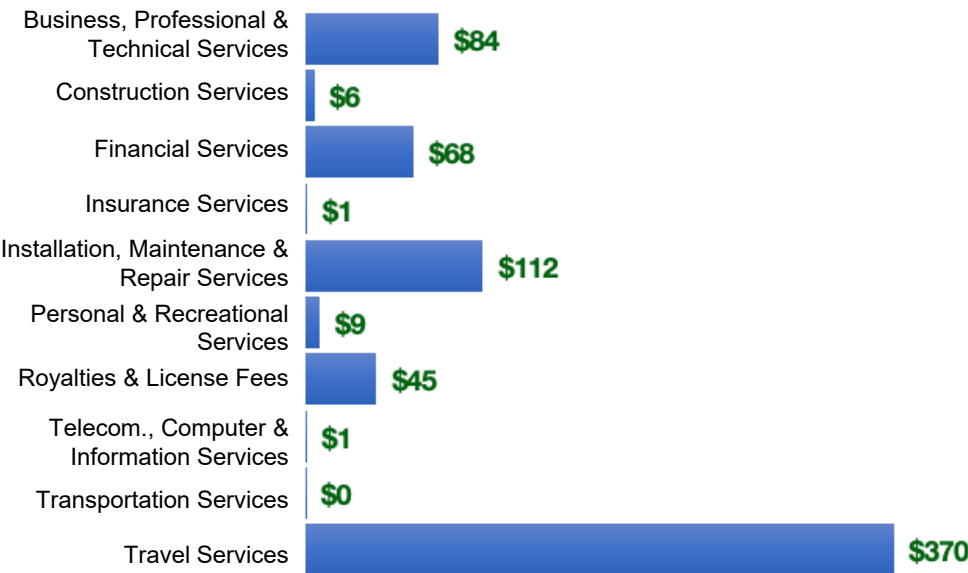
Type	2015	2019	2020	2024
Total Services	\$710M	\$625M	\$349M	\$697M
Digitally Tradable	\$90M	\$127M	\$143M	\$169M

WY-AL Services Exports



WY-AL Services Exports Support **5,440** Jobs, Including **690** from Digitally Tradable Services

WY-AL Services Exports by Sector, 2024 (\$ millions)



WY-AL Services Exports to Select Markets, 2024

- To China:** \$47 million in services exports supporting **380 jobs**
- To Canada:** \$68 million in services exports supporting **610 jobs**
- To Mexico:** \$63 million in services exports supporting **490 jobs**

WY-AL Digital Services Exports to Select Markets, 2024

- To EU:** \$40 million in services exports supporting **160 jobs**
- To UK:** \$23 million in services exports supporting **100 jobs**
- To Africa:** \$3.4 million in services exports supporting **20 jobs**

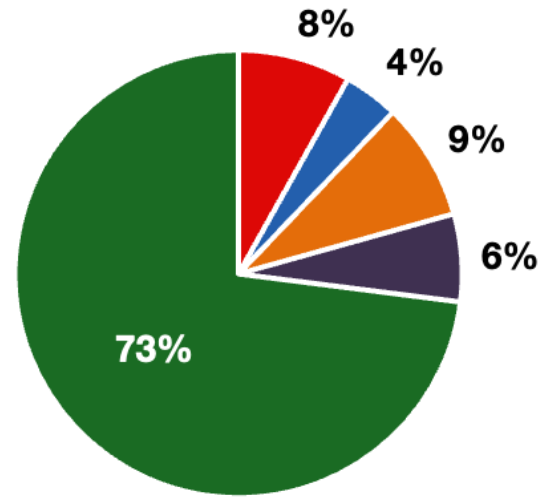
*Sources: National data from the U.S. Bureau of Economic Analysis, district export and jobs data from Trade Partnership Worldwide. Copyright 2026. The Coalition of Services Industries. All rights reserved.

WYOMING'S AT-LARGE DISTRICT

Services Fuel U.S. Jobs and Growth

Services fuel America's economic growth and jobs, generating more than 79 percent of employment in the United States and 75 percent of GDP. Services are a major component of the manufacturing and agricultural sectors, and they boost the competitiveness of those sectors.

In WY-AL, services accounted 73% percent of all jobs in 2024. The top services sector for employment was education services, health care and social assistance, which alone employed 72,100 WY-AL workers.



■ Services
 ■ Agriculture
 ■ Manufacturing
 ■ Construction
 ■ Public Administration

WY-AL Services Industries Employ 217,000 Workers

WY-AL Jobs by Sector and Services Subsector, 2024

Agriculture, Forestry, & Mining	24,200
Construction	25,400
Manufacturing	11,800
Public Administration	18,800
Total Services	217,000
<i>Wholesale Trade</i>	4,620
<i>Retail Trade</i>	32,600
<i>Transportation, Warehousing, & Utilities</i>	18,600
<i>Information</i>	4,500
<i>Finance, Insurance, & Real Estate</i>	12,900
<i>Professional, Scientific, & Management</i>	29,000
<i>Education, Health Care, & Social Assistance</i>	72,100
<i>Arts, Entertainment, Accommodation, & Food</i>	27,100
<i>Other Services</i>	15,500