

## WISCONSIN'S 2<sup>ND</sup> DISTRICT

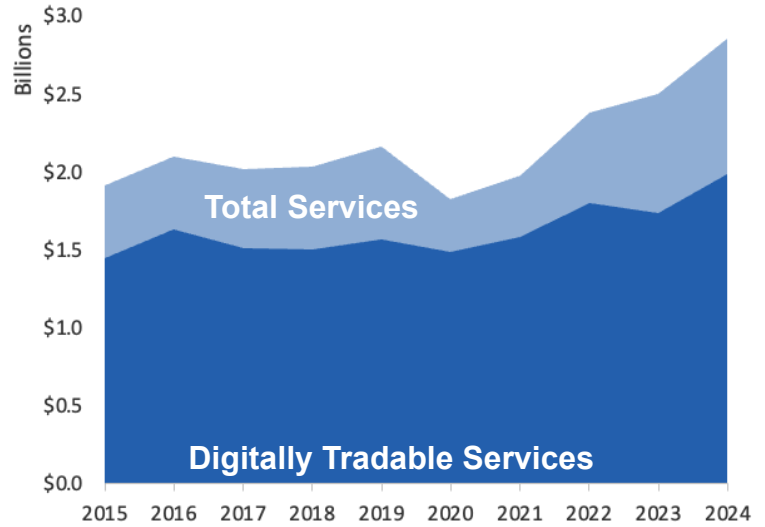
### U.S. Services Supply the World

WI-2 has seen a rise in services exports, boosting state economic growth and jobs. In 2024, U.S. services exports neared \$1.2 trillion and the U.S. services trade surplus was \$293 billion.

U.S. services industries are the most competitive and innovative in the world. They provide new economic opportunities and contribute to the successful production of manufacturing and agriculture in the United States and abroad.

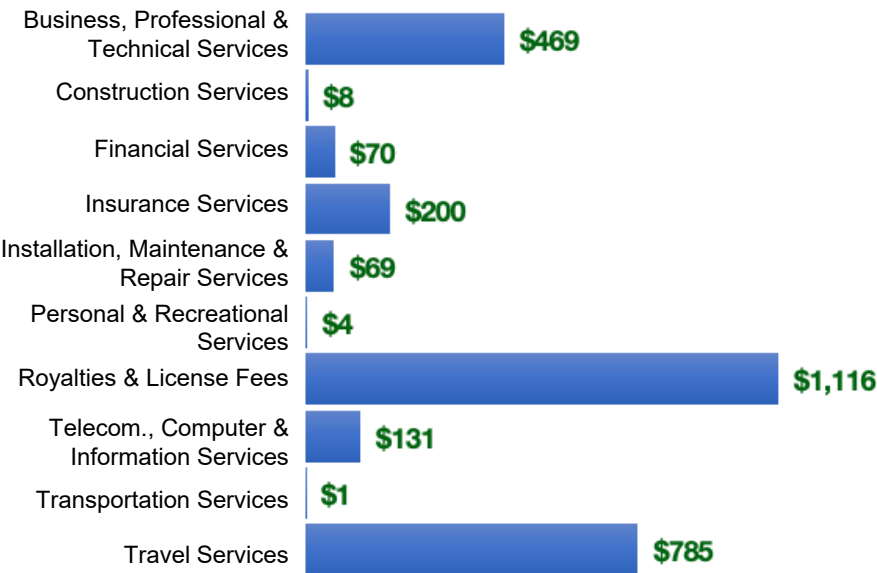
Type	2015	2019	2020	2024
Total Services	\$1.9B	\$2.2B	\$1.8B	\$2.9B
Digitally Tradable	\$1.4B	\$1.6B	\$1.5B	\$2.0B

### WI-2 Services Exports



WI-2 Services Exports Support **15,200** Jobs, Including **6,630** from Digitally Tradable Services

### WI-2 Services Exports by Sector, 2024 (\$ millions)



### WI-2 Services Exports to Select Markets, 2024

- To China:** \$213 million in services exports supporting 1,700 jobs
- To Canada:** \$159 million in services exports supporting 1,000 jobs
- To Mexico:** \$96 million in services exports supporting 620 jobs

### WI-2 Digital Services Exports to Select Markets, 2024

- To EU:** \$703 million in services exports supporting 2,200 jobs
- To UK:** \$161 million in services exports supporting 630 jobs
- To Africa:** \$16 million in services exports supporting 70 jobs

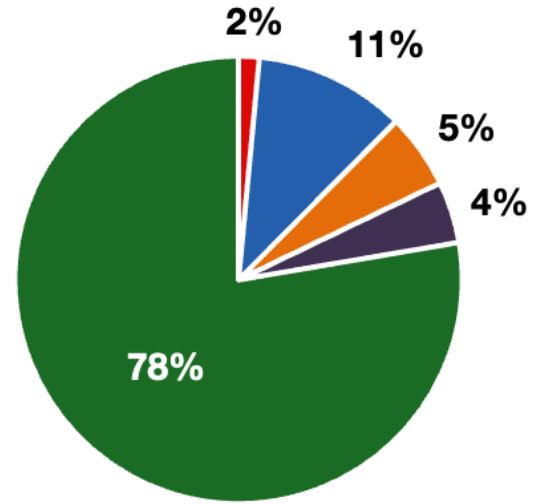
\*Sources: National data from the U.S. Bureau of Economic Analysis, district export and jobs data from Trade Partnership Worldwide. Copyright 2026. The Coalition of Services Industries. All rights reserved.

## WISCONSIN'S 2<sup>ND</sup> DISTRICT

### Services Fuel U.S. Jobs and Growth

Services fuel America's economic growth and jobs, generating more than 79 percent of employment in the United States and 75 percent of GDP. Services are a major component of the manufacturing and agricultural sectors, and they boost the competitiveness of those sectors.

In WI-2, services accounted 78% percent of all jobs in 2024. The top services sector for employment was education services, health care and social assistance, which alone employed 120,000 WI-2 workers.



WI-2 Services Industries Employ **336,000** Workers

### WI-2 Jobs by Sector and Services Subsector, 2024

Agriculture, Forestry, & Mining	6,430
Construction	23,500
Manufacturing	47,400
Public Administration	19,200
<b>Total Services</b>	<b>336,000</b>
<i>Wholesale Trade</i>	6,270
<i>Retail Trade</i>	42,100
<i>Transportation, Warehousing, &amp; Utilities</i>	15,200
<i>Information</i>	6,270
<i>Finance, Insurance, &amp; Real Estate</i>	28,000
<i>Professional, Scientific, &amp; Management</i>	70,400
<i>Education, Health Care, &amp; Social Assistance</i>	120,000
<i>Arts, Entertainment, Accommodation, &amp; Food</i>	32,100
<i>Other Services</i>	15,400