

U.S. SERVICES EXPORTS BOOSTING THE ECONOMY

WASHINGTON

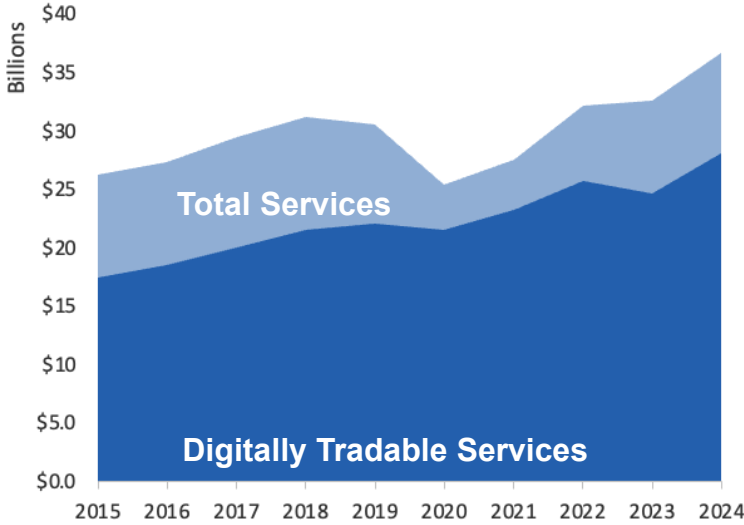
U.S. Services Supply the World

Washington has seen a rise in services exports, boosting state economic growth and jobs. In 2024, U.S. services exports neared \$1.2 trillion and the U.S. services trade surplus was \$293 billion.

U.S. services industries are the most competitive and innovative in the world. They provide new economic opportunities and contribute to the successful production of manufacturing and agriculture in the United States and abroad.

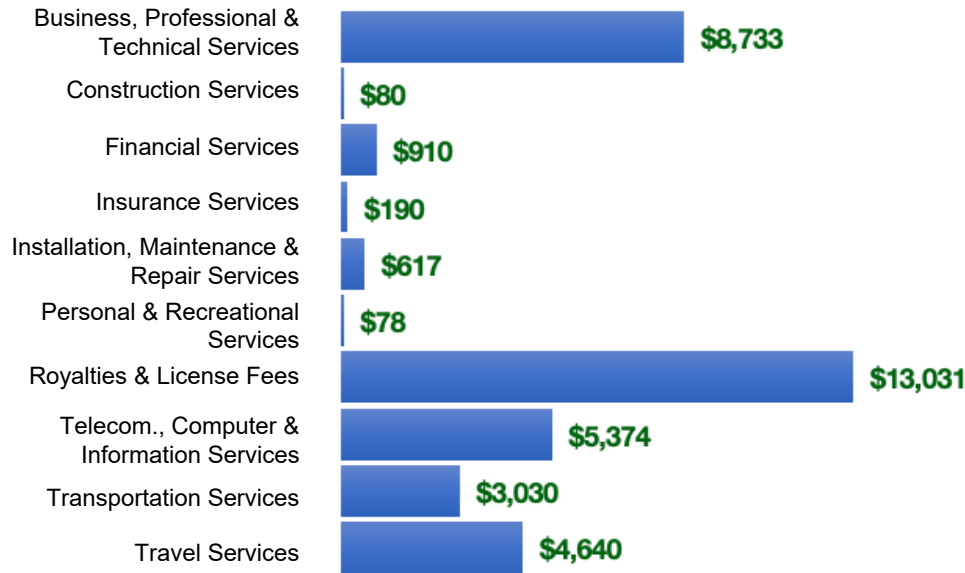
Type	2015	2019	2020	2024
Total Services	\$26B	\$31B	\$25B	\$37B
Digitally Tradable	\$17B	\$22B	\$22B	\$28B

Washington Services Exports



Washington Services Exports Support 165,000 Jobs, Including 101,000 from Digitally Tradable Services

WA Services Exports by Sector, 2024 (\$ millions)



WA Services Exports to Select Markets, 2024

- To China:** \$1.6 billion in services exports supporting 8,600 jobs
- To Canada:** \$2.3 billion in services exports supporting 13,010 jobs
- To Mexico:** \$1.3 billion in services exports supporting 7,470 jobs

WA Digital Services Exports to Select Markets, 2024

- To EU:** \$9.9 billion in services exports supporting 34,000 jobs
- To UK:** \$2.3 billion in services exports supporting 9,160 jobs
- To Africa:** \$304 million in services exports supporting 1,280 jobs

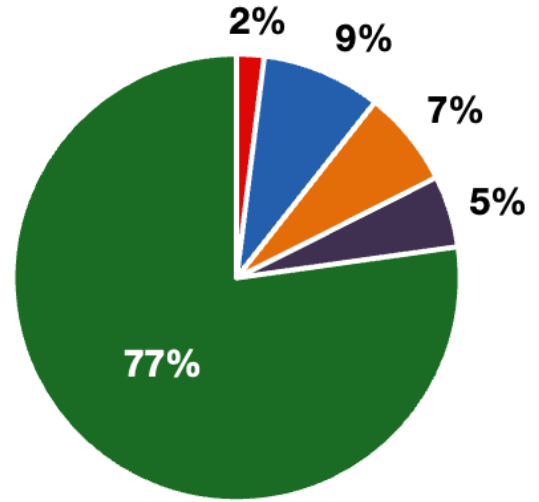
*Sources: National data from the U.S. Bureau of Economic Analysis, state export and jobs data from Trade Partnership Worldwide. Copyright 2026. The Coalition of Services Industries. All rights reserved.

WASHINGTON

Services Fuel U.S. Jobs and Growth

Services fuel America’s economic growth and jobs, generating more than 79 percent of employment in the United States and 75 percent of GDP. Services are a major component of the manufacturing and agricultural sectors, and they boost the competitiveness of those sectors.

In Washington, services accounted 77% percent of all jobs in 2024. The top services sector for employment was education services, health care and social assistance, which alone employed 899,150 Washington workers.



■ Services
 ■ Agriculture
 ■ Manufacturing
 ■ Construction
 ■ Public Administration

Washington Services Industries Employ 3.1 million Workers

Washington Jobs by Sector and Services Subsector, 2024

Agriculture, Forestry, & Mining	78,800
Construction	276,000
Manufacturing	342,000
Public Administration	205,300
Total Services	3.1 million
<i>Wholesale Trade</i>	79,300
<i>Retail Trade</i>	450,000
<i>Transportation, Warehousing, & Utilities</i>	233,000
<i>Information</i>	113,000
<i>Finance, Insurance, & Real Estate</i>	210,000
<i>Professional, Scientific, & Management</i>	575,000
<i>Education, Health Care, & Social Assistance</i>	899,000
<i>Arts, Entertainment, Accommodation, & Food</i>	322,000
<i>Other Services</i>	179,000