

WASHINGTON'S 2ND DISTRICT

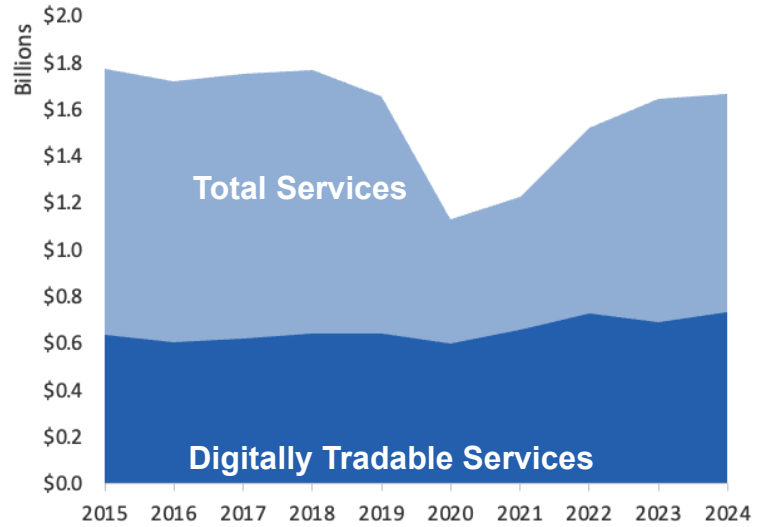
U.S. Services Supply the World

WA-2 has seen a rise in services exports, boosting state economic growth and jobs. In 2024, U.S. services exports neared \$1.2 trillion and the U.S. services trade surplus was \$293 billion.

U.S. services industries are the most competitive and innovative in the world. They provide new economic opportunities and contribute to the successful production of manufacturing and agriculture in the United States and abroad.

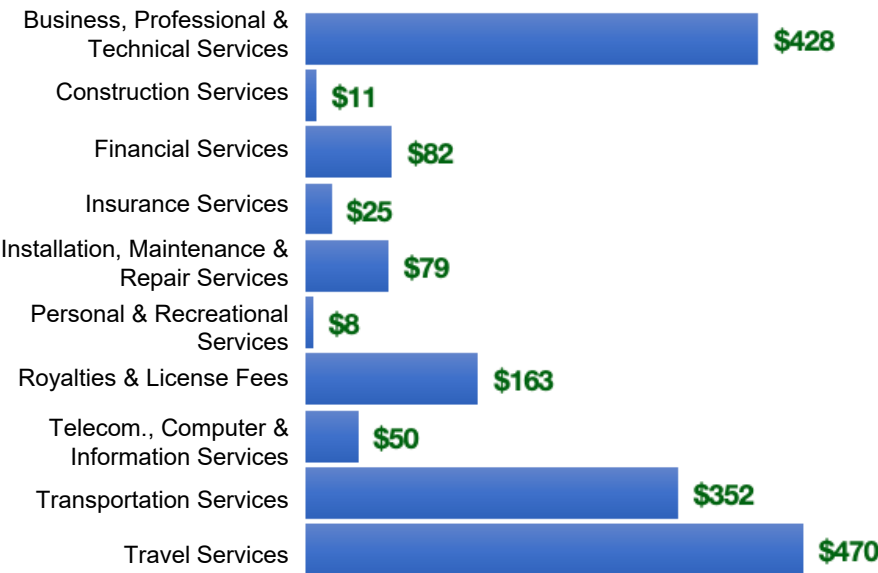
Type	2015	2019	2020	2024
Total Services	\$1.8B	\$1.7B	\$1.1B	\$1.7B
Digitally Tradable	\$636M	\$641M	\$600M	\$733M

WA-2 Services Exports



WA-2 Services Exports Support 10,000 Jobs, Including 3,010 from Digitally Tradable Services

WA-2 Services Exports by Sector, 2024 (\$ millions)



WA-2 Services Exports to Select Markets, 2024

- To China:** \$79 million in services exports supporting 520 jobs
- To Canada:** \$284 million in services exports supporting 1,700 jobs
- To Mexico:** \$89 million in services exports supporting 640 jobs

WA-2 Digital Services Exports to Select Markets, 2024

- To EU:** \$231 million in services exports supporting 910 jobs
- To UK:** \$71 million in services exports supporting 310 jobs
- To Africa:** \$10 million in services exports supporting 50 jobs

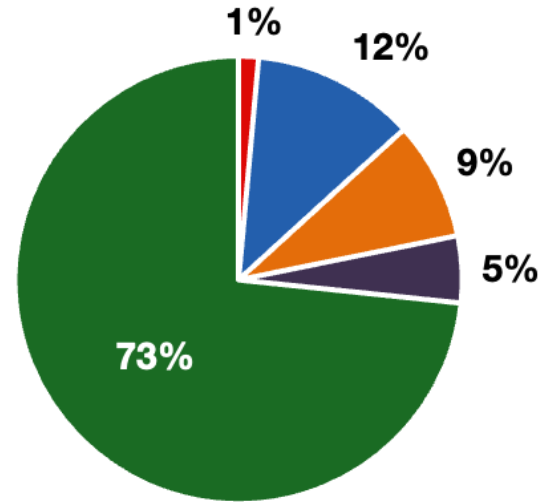
*Sources: National data from the U.S. Bureau of Economic Analysis, district export and jobs data from Trade Partnership Worldwide. Copyright 2026. The Coalition of Services Industries. All rights reserved.

WASHINGTON'S 2ND DISTRICT

Services Fuel U.S. Jobs and Growth

Services fuel America's economic growth and jobs, generating more than 79 percent of employment in the United States and 75 percent of GDP. Services are a major component of the manufacturing and agricultural sectors, and they boost the competitiveness of those sectors.

In WA-2, services accounted 73% percent of all jobs in 2024. The top services sector for employment was education services, health care and social assistance, which alone employed 87,500 WA-2 workers.



■ Services
 ■ Agriculture
 ■ Manufacturing
 ■ Construction
 ■ Public Administration

WA-2 Services Industries Employ 286,000 Workers

WA-2 Jobs by Sector and Services Subsector, 2024

Agriculture, Forestry, & Mining	5,610
Construction	33,400
Manufacturing	46,000
Public Administration	18,800
Total Services	286,000
<i>Wholesale Trade</i>	6,630
<i>Retail Trade</i>	43,200
<i>Transportation, Warehousing, & Utilities</i>	20,300
<i>Information</i>	6,490
<i>Finance, Insurance, & Real Estate</i>	17,100
<i>Professional, Scientific, & Management</i>	47,600
<i>Education, Health Care, & Social Assistance</i>	87,500
<i>Arts, Entertainment, Accommodation, & Food</i>	35,100
<i>Other Services</i>	21,900