

U.S. SERVICES EXPORTS BOOSTING THE ECONOMY

VERMONT

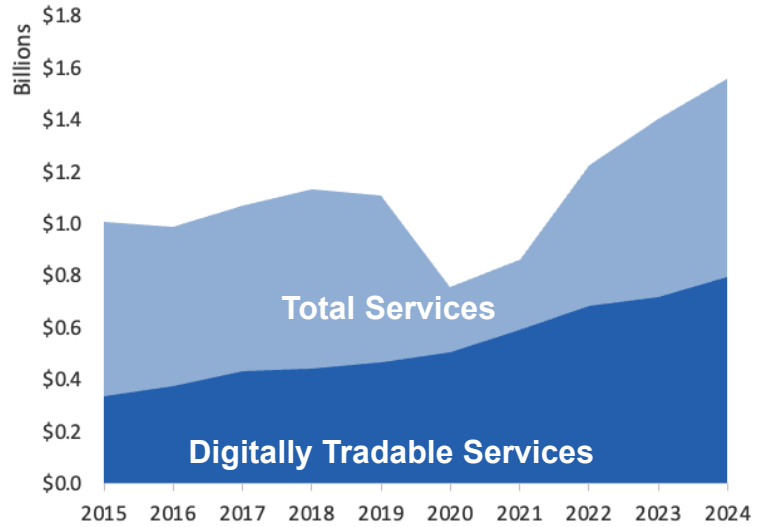
U.S. Services Supply the World

Vermont has seen a rise in services exports, boosting state economic growth and jobs. In 2024, U.S. services exports neared \$1.2 trillion and the U.S. services trade surplus was \$293 billion.

U.S. services industries are the most competitive and innovative in the world. They provide new economic opportunities and contribute to the successful production of manufacturing and agriculture in the United States and abroad.

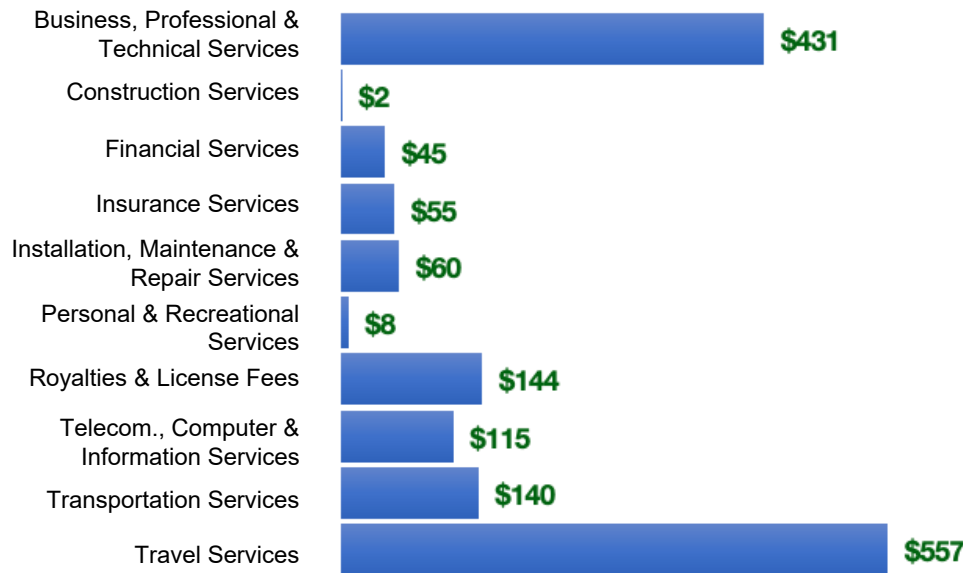
| Type | 2015 | 2019 | 2020 | 2024 |
|--------------------|--------|--------|--------|--------|
| Total Services | \$1.0B | \$1.1B | \$757M | \$1.6B |
| Digitally Tradable | \$336M | \$465M | \$505M | \$794M |

Vermont Services Exports



Vermont Services Exports Support 10,900 Jobs, Including 3,970 from Digitally Tradable Services

VT Services Exports by Sector, 2024 (\$ millions)



VT Services Exports to Select Markets, 2024

- To China:** \$81 million in services exports supporting 670 jobs
- To Canada:** \$204 million in services exports supporting 1,380 jobs
- To Mexico:** \$93 million in services exports supporting 720 jobs

VT Digital Services Exports to Select Markets, 2024

- To EU:** \$256 million in services exports supporting 1,290 jobs
- To UK:** \$80 million in services exports supporting 410 jobs
- To Africa:** \$9.4 million in services exports supporting 50 jobs

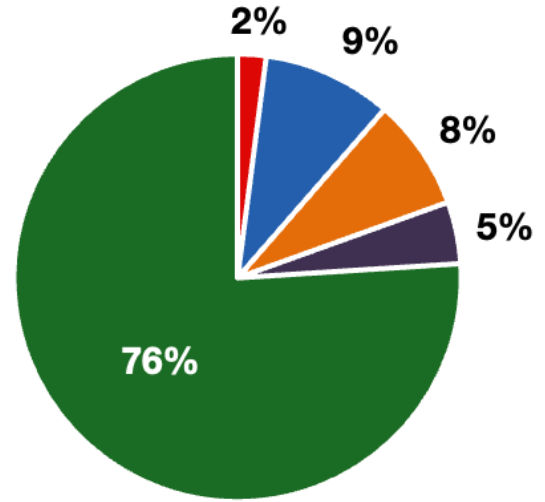
*Sources: National data from the U.S. Bureau of Economic Analysis, state export and jobs data from Trade Partnership Worldwide. Copyright 2026. The Coalition of Services Industries. All rights reserved.

VERMONT

Services Fuel U.S. Jobs and Growth

Services fuel America’s economic growth and jobs, generating more than 79 percent of employment in the United States and 75 percent of GDP. Services are a major component of the manufacturing and agricultural sectors, and they boost the competitiveness of those sectors.

In Vermont, services accounted 76% percent of all jobs in 2024. The top services sector for employment was education services, health care and social assistance, which alone employed 100,080 Vermont workers.



■ Services
 ■ Agriculture
 ■ Manufacturing
 ■ Construction
 ■ Public Administration

Vermont Services Industries Employ 265,010 Workers

Vermont Jobs by Sector and Services Subsector, 2024

| | |
|--|----------------|
| Agriculture, Forestry, & Mining | 7,170 |
| Construction | 28,200 |
| Manufacturing | 32,600 |
| Public Administration | 15,610 |
| Total Services | 265,000 |
| <i>Wholesale Trade</i> | 4,590 |
| <i>Retail Trade</i> | 38,000 |
| <i>Transportation, Warehousing, & Utilities</i> | 13,900 |
| <i>Information</i> | 4,540 |
| <i>Finance, Insurance, & Real Estate</i> | 19,500 |
| <i>Professional, Scientific, & Management</i> | 35,600 |
| <i>Education, Health Care, & Social Assistance</i> | 100,000 |
| <i>Arts, Entertainment, Accommodation, & Food</i> | 31,100 |
| <i>Other Services</i> | 18,200 |