

VERMONT'S AT-LARGE DISTRICT

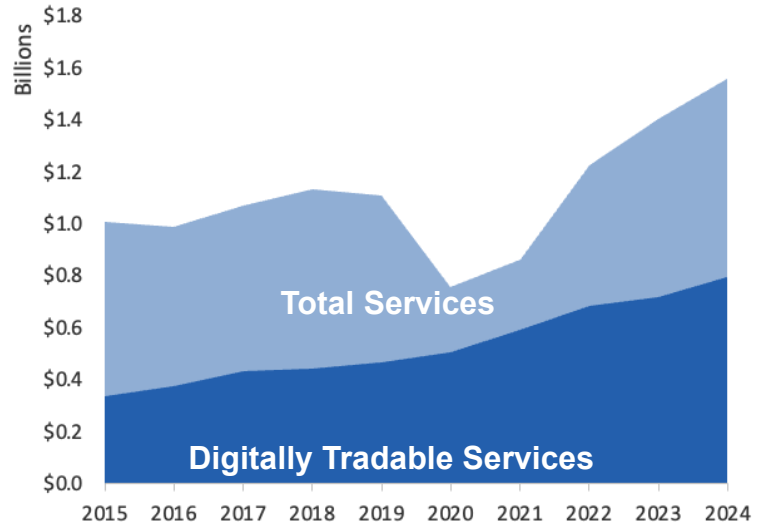
U.S. Services Supply the World

VT-AL has seen a rise in services exports, boosting state economic growth and jobs. In 2024, U.S. services exports neared \$1.2 trillion and the U.S. services trade surplus was \$293 billion.

U.S. services industries are the most competitive and innovative in the world. They provide new economic opportunities and contribute to the successful production of manufacturing and agriculture in the United States and abroad.

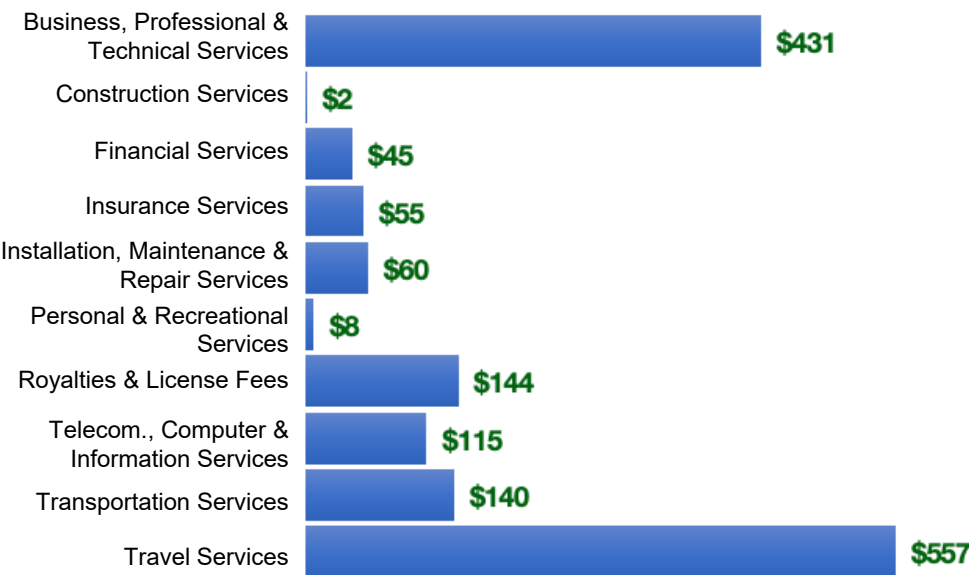
Type	2015	2019	2020	2024
Total Services	\$1.0B	\$1.1B	\$757M	\$1.6B
Digitally Tradable	\$336M	\$465M	\$505M	\$794M

VT-AL Services Exports



VT-AL Services Exports Support **10,900** Jobs, Including **3,970** from Digitally Tradable Services

VT-AL Services Exports by Sector, 2024 (\$ millions)



VT-AL Services Exports to Select Markets, 2024

- To China:** \$81 million in services exports supporting 670 jobs
- To Canada:** \$204 million in services exports supporting 1,400 jobs
- To Mexico:** \$93 million in services exports supporting 720 jobs

VT-AL Digital Services Exports to Select Markets, 2024

- To EU:** \$256 million in services exports supporting 1,300 jobs
- To UK:** \$80 million in services exports supporting 410 jobs
- To Africa:** \$9.4 million in services exports supporting 50 jobs

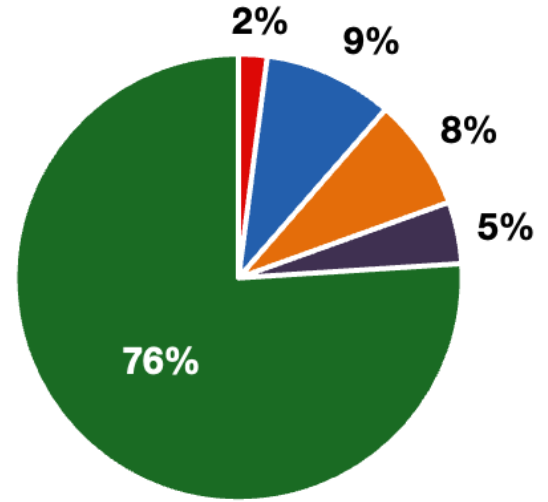
*Sources: National data from the U.S. Bureau of Economic Analysis, district export and jobs data from Trade Partnership Worldwide. Copyright 2026. The Coalition of Services Industries. All rights reserved.

VERMONT'S AT-LARGE DISTRICT

Services Fuel U.S. Jobs and Growth

Services fuel America's economic growth and jobs, generating more than 79 percent of employment in the United States and 75 percent of GDP. Services are a major component of the manufacturing and agricultural sectors, and they boost the competitiveness of those sectors.

In VT-AL, services accounted 76% percent of all jobs in 2024. The top services sector for employment was education services, health care and social assistance, which alone employed 100,000 VT-AL workers.



■ Services
 ■ Agriculture
 ■ Manufacturing
 ■ Construction
 ■ Public Administration

VT-AL Services Industries Employ 265,000 Workers

VT-AL Jobs by Sector and Services Subsector, 2024

Agriculture, Forestry, & Mining	7,170
Construction	28,200
Manufacturing	32,600
Public Administration	15,600
Total Services	265,000
<i>Wholesale Trade</i>	4,590
<i>Retail Trade</i>	37,500
<i>Transportation, Warehousing, & Utilities</i>	13,900
<i>Information</i>	4,540
<i>Finance, Insurance, & Real Estate</i>	19,500
<i>Professional, Scientific, & Management</i>	35,600
<i>Education, Health Care, & Social Assistance</i>	100,000
<i>Arts, Entertainment, Accommodation, & Food</i>	31,100
<i>Other Services</i>	18,200