

U.S. SERVICES EXPORTS BOOSTING THE ECONOMY

VIRGINIA

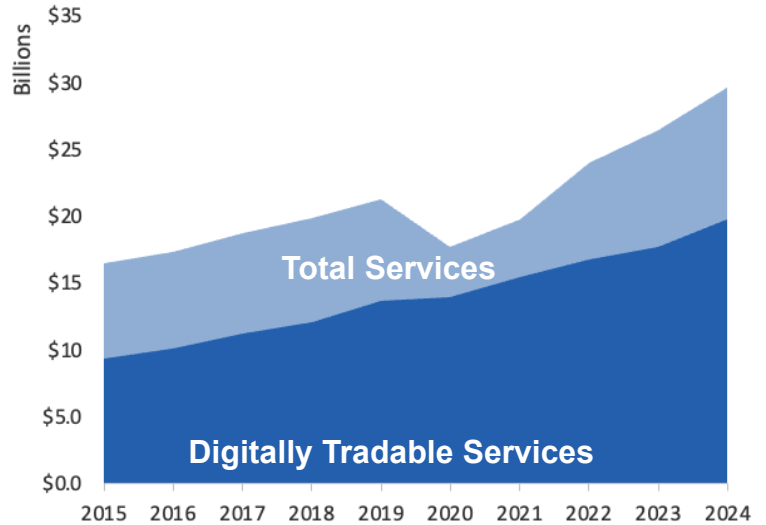
U.S. Services Supply the World

Virginia has seen a rise in services exports, boosting state economic growth and jobs. In 2024, U.S. services exports neared \$1.2 trillion and the U.S. services trade surplus was \$293 billion.

U.S. services industries are the most competitive and innovative in the world. They provide new economic opportunities and contribute to the successful production of manufacturing and agriculture in the United States and abroad.

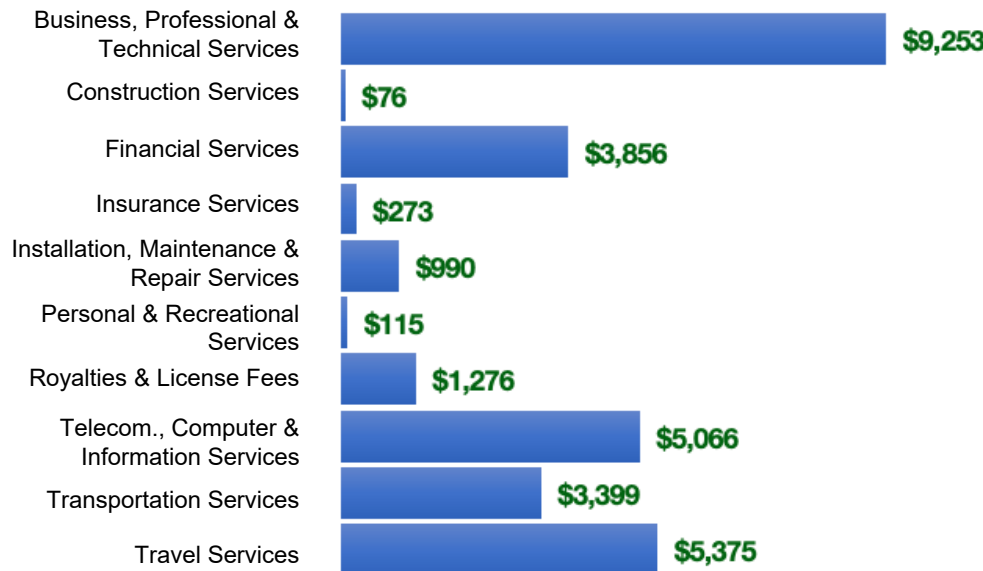
Type	2015	2019	2020	2024
Total Services	\$17B	\$21B	\$18B	\$30B
Digitally Tradable	\$9.4B	\$14B	\$14B	\$20B

Virginia Services Exports



Virginia Services Exports Support **177,000** Jobs, Including **102,000** from Digitally Tradable Services

VA Services Exports by Sector, 2024 (\$ millions)



VA Services Exports to Select Markets, 2024

- To China:** \$1.3 billion in services exports supporting 9,190 jobs
- To Canada:** \$2.4 billion in services exports supporting 15,570 jobs
- To Mexico:** \$1.4 billion in services exports supporting 9,350 jobs

VA Digital Services Exports to Select Markets, 2024

- To EU:** \$5.9 billion in services exports supporting 31,900 jobs
- To UK:** \$2.0 billion in services exports supporting 10,200 jobs
- To Africa:** \$355 million in services exports supporting 1,760 jobs

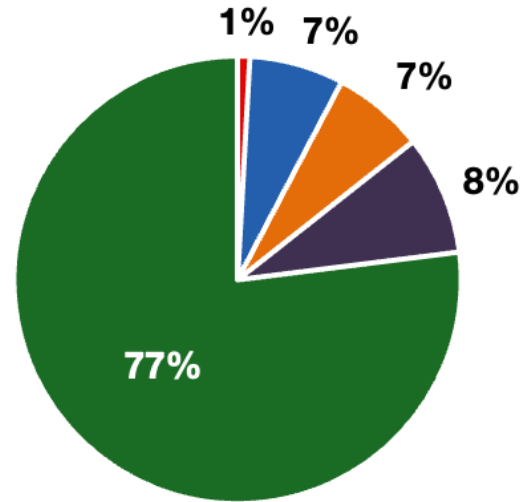
*Sources: National data from the U.S. Bureau of Economic Analysis, state export and jobs data from Trade Partnership Worldwide. Copyright 2026. The Coalition of Services Industries. All rights reserved.

VIRGINIA

Services Fuel U.S. Jobs and Growth

Services fuel America’s economic growth and jobs, generating more than 79 percent of employment in the United States and 75 percent of GDP. Services are a major component of the manufacturing and agricultural sectors, and they boost the competitiveness of those sectors.

In Virginia, services accounted 77% percent of all jobs in 2024. The top services sector for employment was education services, health care and social assistance, which alone employed 991,240 Virginia workers.



■ Services
 ■ Agriculture
 ■ Manufacturing
 ■ Construction
 ■ Public Administration

Virginia Services Industries Employ 3.4 million Workers

Virginia Jobs by Sector and Services Subsector, 2024

Agriculture, Forestry, & Mining	38,600
Construction	292,000
Manufacturing	299,000
Public Administration	378,160
Total Services	3.4 million
<i>Wholesale Trade</i>	58,700
<i>Retail Trade</i>	434,000
<i>Transportation, Warehousing, & Utilities</i>	196,000
<i>Information</i>	80,300
<i>Finance, Insurance, & Real Estate</i>	283,000
<i>Professional, Scientific, & Management</i>	725,000
<i>Education, Health Care, & Social Assistance</i>	991,000
<i>Arts, Entertainment, Accommodation, & Food</i>	363,000
<i>Other Services</i>	242,000