

## VIRGINIA'S 1<sup>ST</sup> DISTRICT

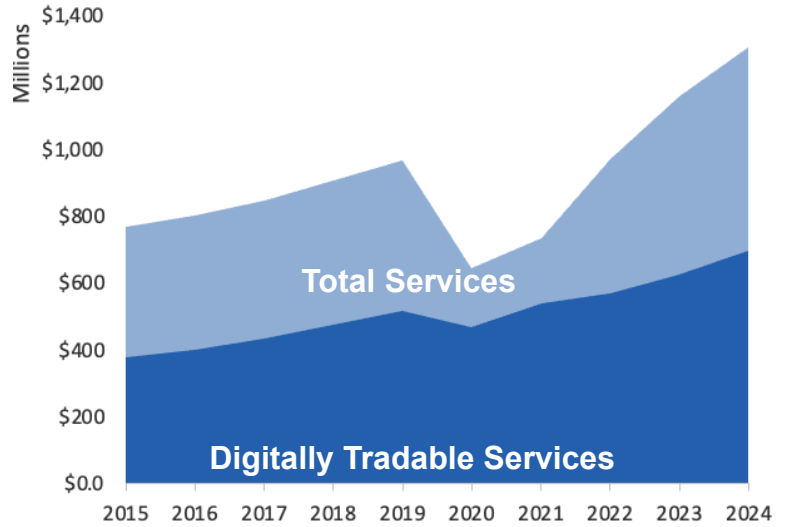
### U.S. Services Supply the World

VA-1 has seen a rise in services exports, boosting state economic growth and jobs. In 2024, U.S. services exports neared \$1.2 trillion and the U.S. services trade surplus was \$293 billion.

U.S. services industries are the most competitive and innovative in the world. They provide new economic opportunities and contribute to the successful production of manufacturing and agriculture in the United States and abroad.

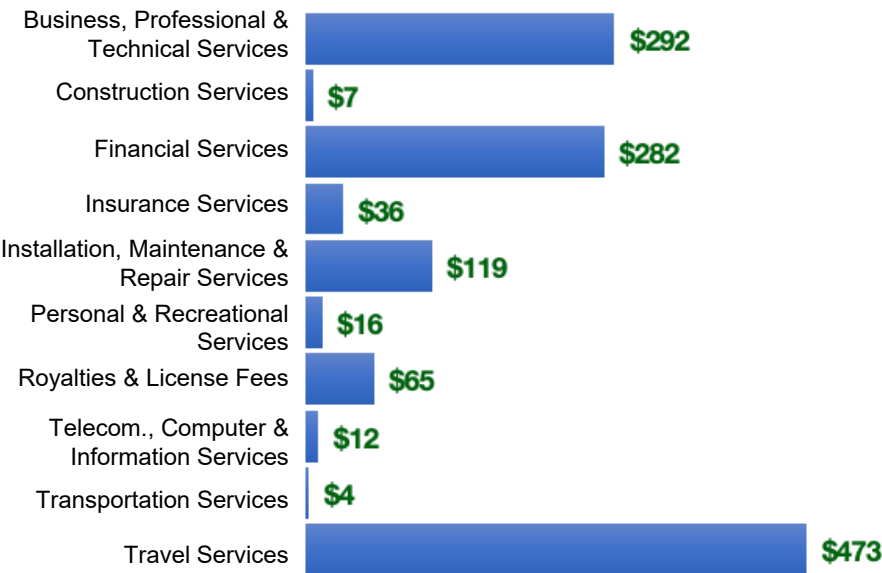
Type	2015	2019	2020	2024
Total Services	\$767M	\$969M	\$646M	\$1.3B
Digitally Tradable	\$377M	\$517M	\$468M	\$698M

### VA-1 Services Exports



### VA-1 Services Exports Support 9,010 Jobs, Including 3,070 from Digitally Tradable Services

#### VA-1 Services Exports by Sector, 2024 (\$ millions)



#### VA-1 Services Exports to Select Markets, 2024

- To China:** \$75 million in services exports supporting 620 jobs
- To Canada:** \$130 million in services exports supporting 960 jobs
- To Mexico:** \$92 million in services exports supporting 670 jobs

#### VA-1 Digital Services Exports to Select Markets, 2024

- To EU:** \$157 million in services exports supporting 710 jobs
- To UK:** \$68 million in services exports supporting 310 jobs
- To Africa:** \$17 million in services exports supporting 80 jobs

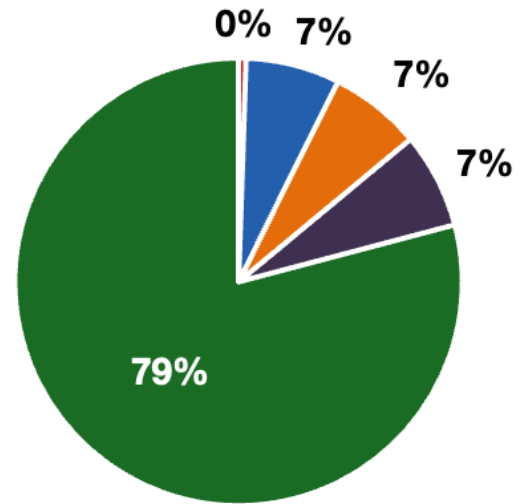
\*Sources: National data from the U.S. Bureau of Economic Analysis, district export and jobs data from Trade Partnership Worldwide. Copyright 2026. The Coalition of Services Industries. All rights reserved.

## VIRGINIA'S 1<sup>ST</sup> DISTRICT

### Services Fuel U.S. Jobs and Growth

Services fuel America's economic growth and jobs, generating more than 79 percent of employment in the United States and 75 percent of GDP. Services are a major component of the manufacturing and agricultural sectors, and they boost the competitiveness of those sectors.

In VA-1, services accounted 79% percent of all jobs in 2024. The top services sector for employment was education services, health care and social assistance, which alone employed 99,500 VA-1 workers.



■ Services 
 ■ Agriculture 
 ■ Manufacturing 
 ■ Construction 
 ■ Public Administration

### VA-1 Services Industries Employ 317,000 Workers

#### VA-1 Jobs by Sector and Services Subsector, 2024

Agriculture, Forestry, & Mining	2,150
Construction	26,700
Manufacturing	27,200
Public Administration	27,700
<b>Total Services</b>	<b>317,000</b>
<i>Wholesale Trade</i>	8,610
<i>Retail Trade</i>	40,500
<i>Transportation, Warehousing, &amp; Utilities</i>	13,900
<i>Information</i>	5,900
<i>Finance, Insurance, &amp; Real Estate</i>	35,500
<i>Professional, Scientific, &amp; Management</i>	58,500
<i>Education, Health Care, &amp; Social Assistance</i>	99,500
<i>Arts, Entertainment, Accommodation, &amp; Food</i>	33,200
<i>Other Services</i>	21,600