

U.S. SERVICES EXPORTS BOOSTING THE ECONOMY

TEXAS' 9TH DISTRICT

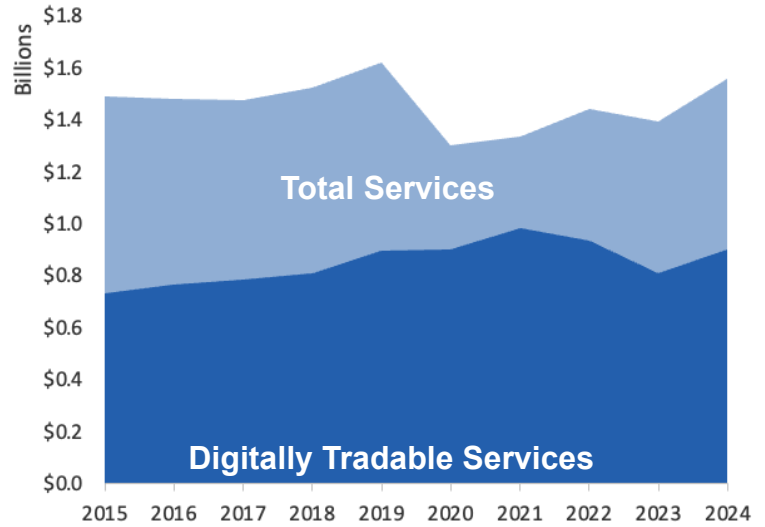
U.S. Services Supply the World

TX-9 has seen a rise in services exports, boosting state economic growth and jobs. In 2024, U.S. services exports neared \$1.2 trillion and the U.S. services trade surplus was \$293 billion.

U.S. services industries are the most competitive and innovative in the world. They provide new economic opportunities and contribute to the successful production of manufacturing and agriculture in the United States and abroad.

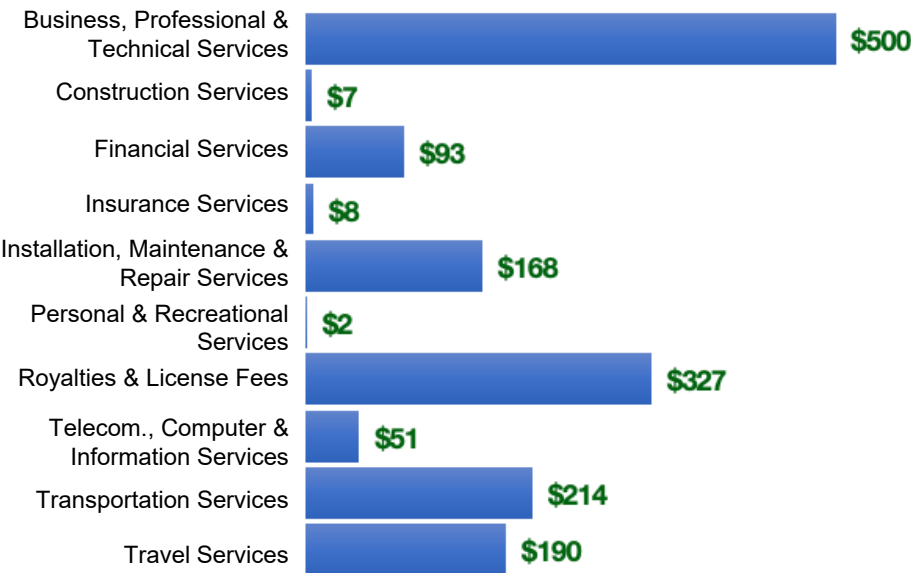
Type	2015	2019	2020	2024
Total Services	\$1.5B	\$1.6B	\$1.3B	\$1.6B
Digitally Tradable	\$733M	\$897M	\$903M	\$903M

TX-9 Services Exports



TX-9 Services Exports Support **8,020** Jobs, Including **4,240** from Digitally Tradable Services

TX-9 Services Exports by Sector, 2024 (\$ millions)



TX-9 Services Exports to Select Markets, 2024

- To China:** \$77 million in services exports supporting **390 jobs**
- To Canada:** \$98 million in services exports supporting **580 jobs**
- To Mexico:** \$78 million in services exports supporting **420 jobs**

TX-9 Digital Services Exports to Select Markets, 2024

- To EU:** \$326 million in services exports supporting **1,500 jobs**
- To UK:** \$65 million in services exports supporting **350 jobs**
- To Africa:** \$11 million in services exports supporting **60 jobs**

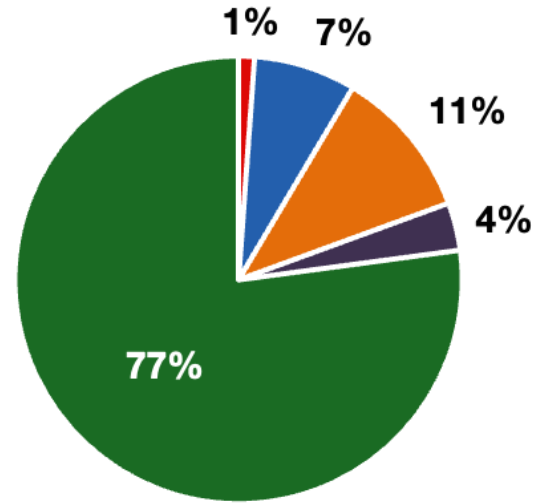
*Sources: National data from the U.S. Bureau of Economic Analysis, district export and jobs data from Trade Partnership Worldwide. Copyright 2026. The Coalition of Services Industries. All rights reserved.

TEXAS' 9TH DISTRICT

Services Fuel U.S. Jobs and Growth

Services fuel America's economic growth and jobs, generating more than 79 percent of employment in the United States and 75 percent of GDP. Services are a major component of the manufacturing and agricultural sectors, and they boost the competitiveness of those sectors.

In TX-9, services accounted 77% percent of all jobs in 2024. The top services sector for employment was education services, health care and social assistance, which alone employed 93,000 TX-9 workers.



TX-9 Services Industries Employ **299,000** Workers

TX-9 Jobs by Sector and Services Subsector, 2024

Agriculture, Forestry, & Mining	4,450
Construction	42,300
Manufacturing	28,700
Public Administration	13,400
Total Services	299,000
<i>Wholesale Trade</i>	9,610
<i>Retail Trade</i>	37,200
<i>Transportation, Warehousing, & Utilities</i>	30,400
<i>Information</i>	3,470
<i>Finance, Insurance, & Real Estate</i>	19,800
<i>Professional, Scientific, & Management</i>	47,400
<i>Education, Health Care, & Social Assistance</i>	93,000
<i>Arts, Entertainment, Accommodation, & Food</i>	36,500
<i>Other Services</i>	22,100