

TEXAS' 35TH DISTRICT

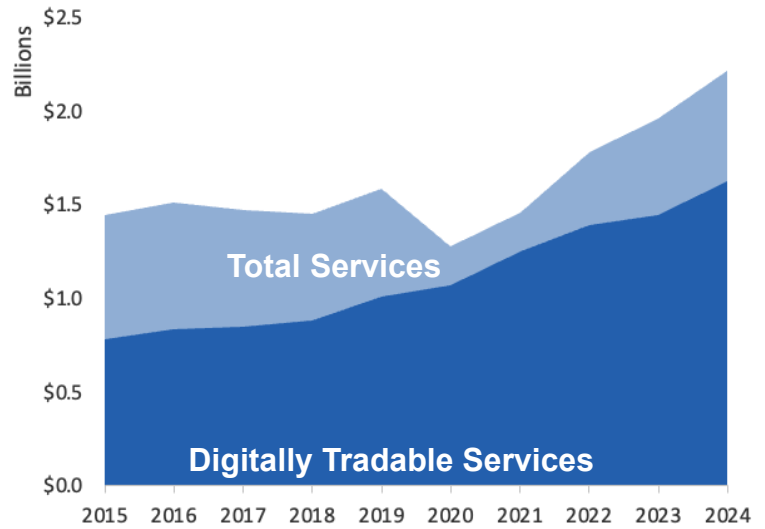
U.S. Services Supply the World

TX-35 has seen a rise in services exports, boosting state economic growth and jobs. In 2024, U.S. services exports neared \$1.2 trillion and the U.S. services trade surplus was \$293 billion.

U.S. services industries are the most competitive and innovative in the world. They provide new economic opportunities and contribute to the successful production of manufacturing and agriculture in the United States and abroad.

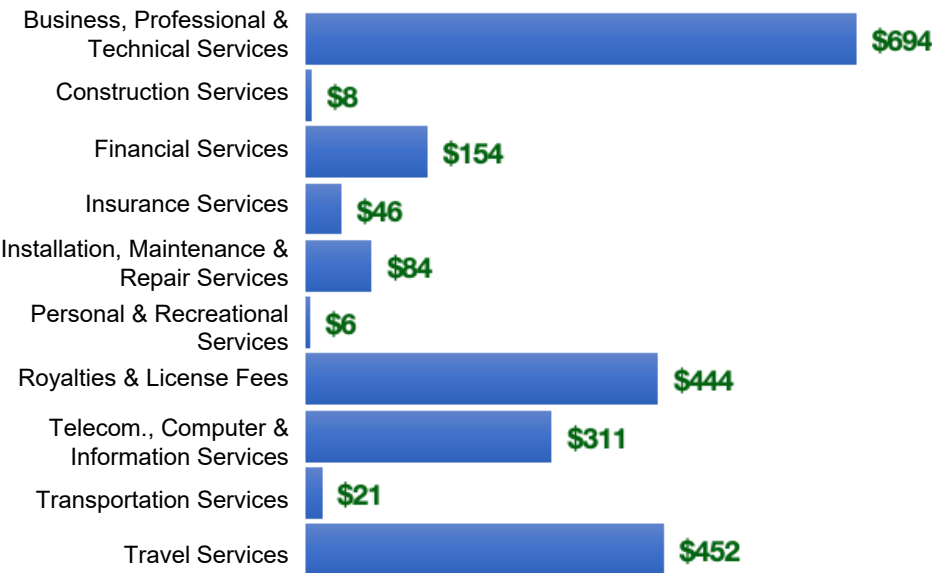
Type	2015	2019	2020	2024
Total Services	\$1.4B	\$1.6B	\$1.3B	\$2.2B
Digitally Tradable	\$781M	\$1.0B	\$1.1B	\$1.6B

TX-35 Services Exports



TX-35 Services Exports Support **13,100** Jobs, Including **7,630** from Digitally Tradable Services

TX-35 Services Exports by Sector, 2024 (\$ millions)



TX-35 Services Exports to Select Markets, 2024

- To China:** \$93 million in services exports supporting 600 jobs
- To Canada:** \$180 million in services exports supporting 1,200 jobs
- To Mexico:** \$113 million in services exports supporting 770 jobs

TX-35 Digital Services Exports to Select Markets, 2024

- To EU:** \$562 million in services exports supporting 2,500 jobs
- To UK:** \$139 million in services exports supporting 720 jobs
- To Africa:** \$20 million in services exports supporting 100 jobs

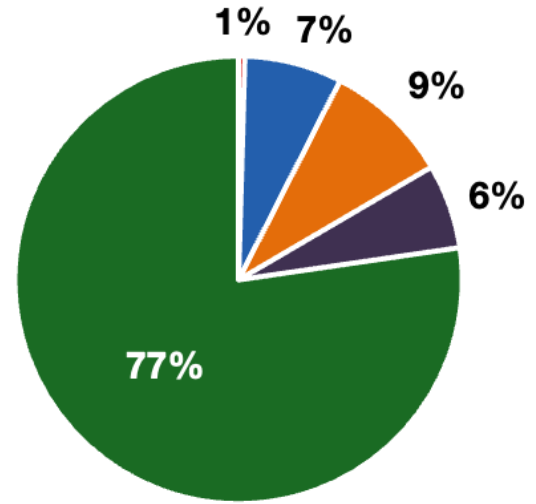
*Sources: National data from the U.S. Bureau of Economic Analysis, district export and jobs data from Trade Partnership Worldwide. Copyright 2026. The Coalition of Services Industries. All rights reserved.

TEXAS' 35TH DISTRICT

Services Fuel U.S. Jobs and Growth

Services fuel America's economic growth and jobs, generating more than 79 percent of employment in the United States and 75 percent of GDP. Services are a major component of the manufacturing and agricultural sectors, and they boost the competitiveness of those sectors.

In TX-35, services accounted 77% percent of all jobs in 2024. The top services sector for employment was education services, health care and social assistance, which alone employed 88,900 TX-35 workers.



■ Services
 ■ Agriculture
 ■ Manufacturing
 ■ Construction
 ■ Public Administration

TX-35 Services Industries Employ 365,000 Workers

TX-35 Jobs by Sector and Services Subsector, 2024

Agriculture, Forestry, & Mining	2,110
Construction	42,800
Manufacturing	33,300
Public Administration	28,900
Total Services	365,000
<i>Wholesale Trade</i>	7,240
<i>Retail Trade</i>	53,800
<i>Transportation, Warehousing, & Utilities</i>	23,200
<i>Information</i>	9,460
<i>Finance, Insurance, & Real Estate</i>	27,900
<i>Professional, Scientific, & Management</i>	71,700
<i>Education, Health Care, & Social Assistance</i>	88,900
<i>Arts, Entertainment, Accommodation, & Food</i>	60,700
<i>Other Services</i>	21,800