

U.S. SERVICES EXPORTS BOOSTING THE ECONOMY

TENNESSEE

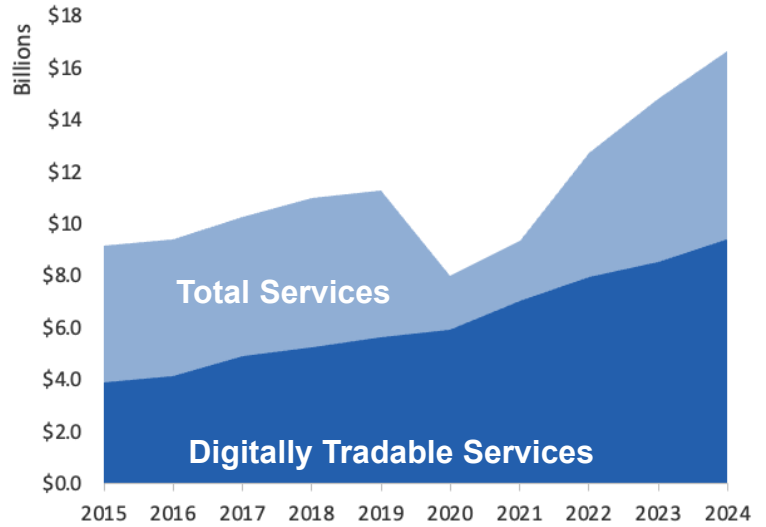
U.S. Services Supply the World

Tennessee has seen a rise in services exports, boosting state economic growth and jobs. In 2024, U.S. services exports neared \$1.2 trillion and the U.S. services trade surplus was \$293 billion.

U.S. services industries are the most competitive and innovative in the world. They provide new economic opportunities and contribute to the successful production of manufacturing and agriculture in the United States and abroad.

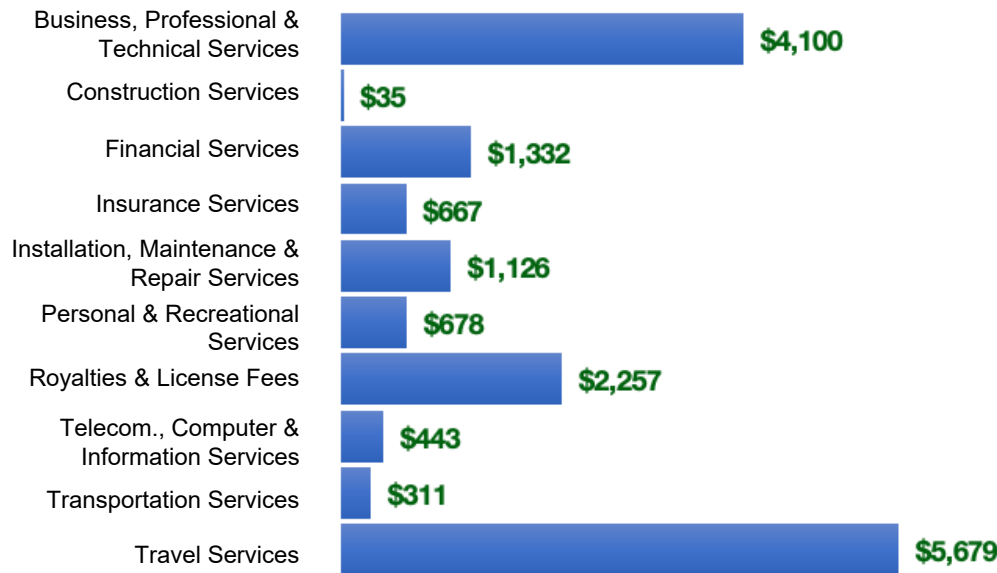
Type	2015	2019	2020	2024
Total Services	\$9.2B	\$11B	\$8.0B	\$17B
Digitally Tradable	\$3.9B	\$5.6B	\$5.9B	\$9.4B

Tennessee Services Exports



Tennessee Services Exports Support **112,000** Jobs, Including **43,400** from Digitally Tradable Services

TN Services Exports by Sector, 2024 (\$ millions)



TN Services Exports to Select Markets, 2024

- To China:** \$841 million in services exports supporting **6,590 jobs**
- To Canada:** \$1.6 billion in services exports supporting **11,710 jobs**
- To Mexico:** \$1.1 billion in services exports supporting **8,020 jobs**

TN Digital Services Exports to Select Markets, 2024

- To EU:** \$2.9 billion in services exports supporting **13,700 jobs**
- To UK:** \$1.1 billion in services exports supporting **5,130 jobs**
- To Africa:** \$141 million in services exports supporting **680 jobs**

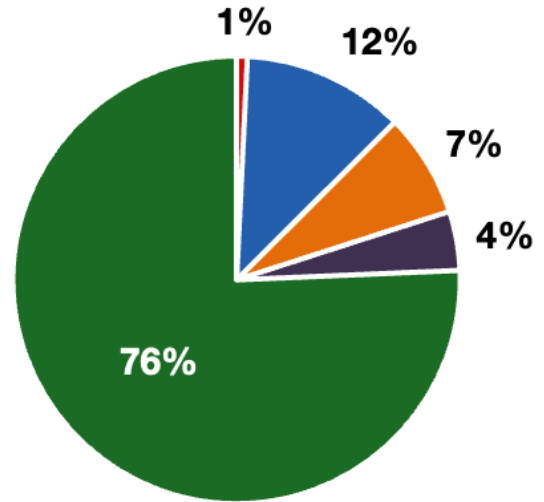
*Sources: National data from the U.S. Bureau of Economic Analysis, state export and jobs data from Trade Partnership Worldwide. Copyright 2026. The Coalition of Services Industries. All rights reserved.

TENNESSEE

Services Fuel U.S. Jobs and Growth

Services fuel America's economic growth and jobs, generating more than 79 percent of employment in the United States and 75 percent of GDP. Services are a major component of the manufacturing and agricultural sectors, and they boost the competitiveness of those sectors.

In Tennessee, services accounted 76% percent of all jobs in 2024. The top services sector for employment was education services, health care and social assistance, which alone employed 798,380 Tennessee workers.



■ Services
 ■ Agriculture
 ■ Manufacturing
 ■ Construction
 ■ Public Administration

Tennessee Services Industries Employ 2.7 million Workers

Tennessee Jobs by Sector and Services Subsector, 2024

Agriculture, Forestry, & Mining	27,300
Construction	265,000
Manufacturing	415,000
Public Administration	150,500
Total Services	2.7 million
<i>Wholesale Trade</i>	72,100
<i>Retail Trade</i>	408,000
<i>Transportation, Warehousing, & Utilities</i>	247,000
<i>Information</i>	50,900
<i>Finance, Insurance, & Real Estate</i>	208,000
<i>Professional, Scientific, & Management</i>	396,000
<i>Education, Health Care, & Social Assistance</i>	798,000
<i>Arts, Entertainment, Accommodation, & Food</i>	326,000
<i>Other Services</i>	161,000