

TENNESSEE'S 6TH DISTRICT

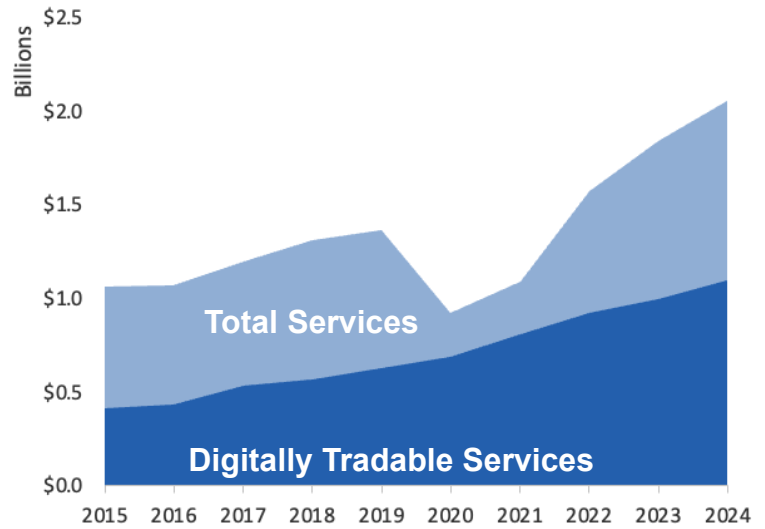
U.S. Services Supply the World

TN-6 has seen a rise in services exports, boosting state economic growth and jobs. In 2024, U.S. services exports neared \$1.2 trillion and the U.S. services trade surplus was \$293 billion.

U.S. services industries are the most competitive and innovative in the world. They provide new economic opportunities and contribute to the successful production of manufacturing and agriculture in the United States and abroad.

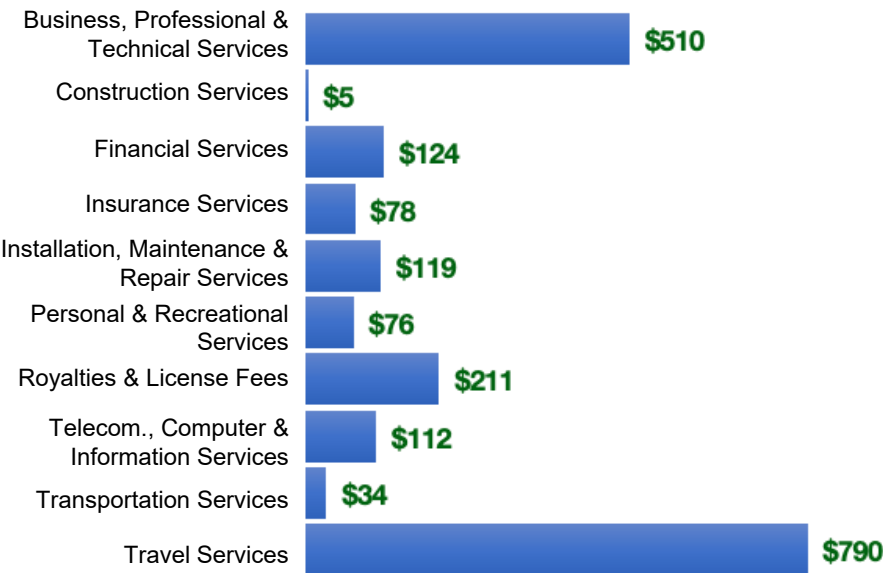
| Type | 2015 | 2019 | 2020 | 2024 |
|--------------------|--------|--------|--------|--------|
| Total Services | \$1.1B | \$1.4B | \$926M | \$2.1B |
| Digitally Tradable | \$414M | \$628M | \$689M | \$1.1B |

TN-6 Services Exports



TN-6 Services Exports Support **14,700** Jobs, Including **5,320** from Digitally Tradable Services

TN-6 Services Exports by Sector, 2024 (\$ millions)



TN-6 Services Exports to Select Markets, 2024

- To China:** \$93 million in services exports supporting 760 jobs
- To Canada:** \$202 million in services exports supporting 1,600 jobs
- To Mexico:** \$149 million in services exports supporting 1,100 jobs

TN-6 Digital Services Exports to Select Markets, 2024

- To EU:** \$334 million in services exports supporting 1,700 jobs
- To UK:** \$149 million in services exports supporting 680 jobs
- To Africa:** \$17 million in services exports supporting 80 jobs

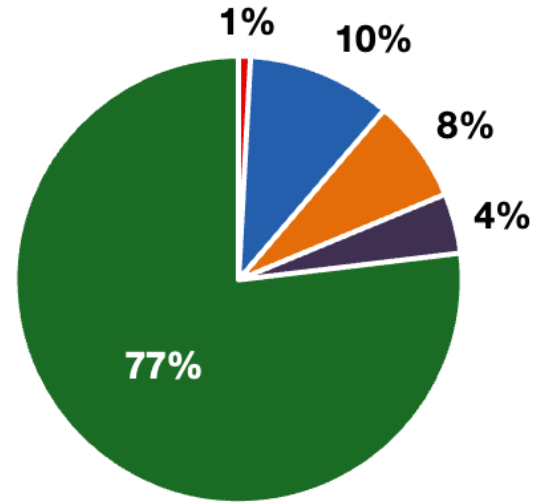
*Sources: National data from the U.S. Bureau of Economic Analysis, district export and jobs data from Trade Partnership Worldwide. Copyright 2026. The Coalition of Services Industries. All rights reserved.

TENNESSEE'S 6TH DISTRICT

Services Fuel U.S. Jobs and Growth

Services fuel America's economic growth and jobs, generating more than 79 percent of employment in the United States and 75 percent of GDP. Services are a major component of the manufacturing and agricultural sectors, and they boost the competitiveness of those sectors.

In TN-6, services accounted 77% percent of all jobs in 2024. The top services sector for employment was education services, health care and social assistance, which alone employed 88,800 TN-6 workers.



■ Services
 ■ Agriculture
 ■ Manufacturing
 ■ Construction
 ■ Public Administration

TN-6 Services Industries Employ 305,000 Workers

TN-6 Jobs by Sector and Services Subsector, 2024

| | |
|--|----------------|
| Agriculture, Forestry, & Mining | 3,410 |
| Construction | 29,600 |
| Manufacturing | 41,300 |
| Public Administration | 17,200 |
| Total Services | 305,000 |
| <i>Wholesale Trade</i> | 7,690 |
| <i>Retail Trade</i> | 46,500 |
| <i>Transportation, Warehousing, & Utilities</i> | 28,800 |
| <i>Information</i> | 8,180 |
| <i>Finance, Insurance, & Real Estate</i> | 22,100 |
| <i>Professional, Scientific, & Management</i> | 47,300 |
| <i>Education, Health Care, & Social Assistance</i> | 88,800 |
| <i>Arts, Entertainment, Accommodation, & Food</i> | 38,400 |
| <i>Other Services</i> | 17,300 |