

TENNESSEE'S 5TH DISTRICT

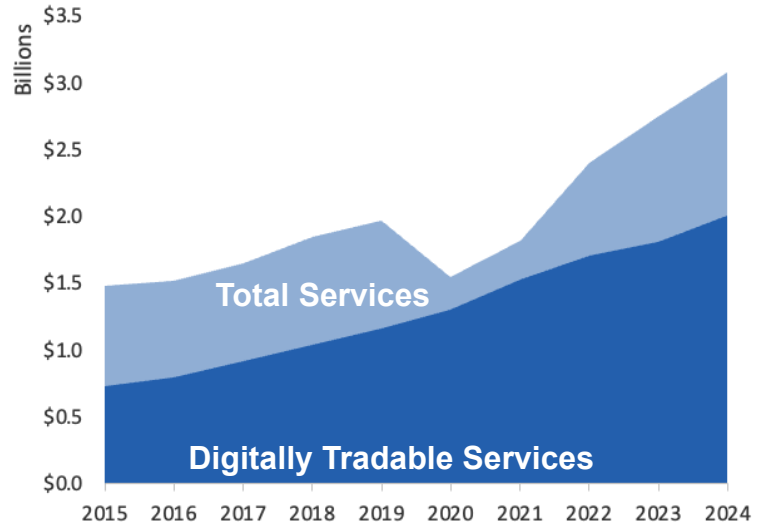
U.S. Services Supply the World

TN-5 has seen a rise in services exports, boosting state economic growth and jobs. In 2024, U.S. services exports neared \$1.2 trillion and the U.S. services trade surplus was \$293 billion.

U.S. services industries are the most competitive and innovative in the world. They provide new economic opportunities and contribute to the successful production of manufacturing and agriculture in the United States and abroad.

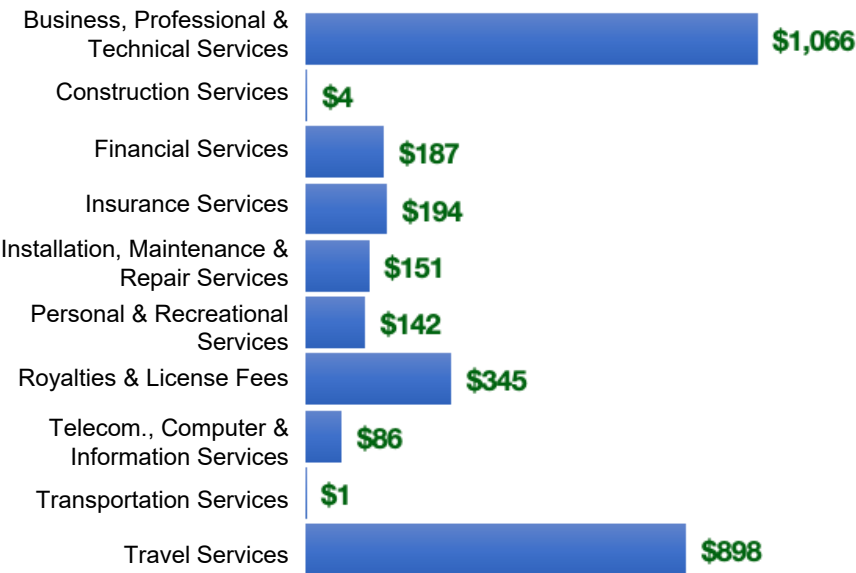
Type	2015	2019	2020	2024
Total Services	\$1.5B	\$2.0B	\$1.5B	\$3.1B
Digitally Tradable	\$729M	\$1.2B	\$1.3B	\$2.0B

TN-5 Services Exports



TN-5 Services Exports Support 20,700 Jobs, Including 10,300 from Digitally Tradable Services

TN-5 Services Exports by Sector, 2024 (\$ millions)



TN-5 Services Exports to Select Markets, 2024

- To China:** \$120 million in services exports supporting 900 jobs
- To Canada:** \$286 million in services exports supporting 2,100 jobs
- To Mexico:** \$185 million in services exports supporting 1,400 jobs

TN-5 Digital Services Exports to Select Markets, 2024

- To EU:** \$624 million in services exports supporting 3,300 jobs
- To UK:** \$252 million in services exports supporting 1,200 jobs
- To Africa:** \$27 million in services exports supporting 140 jobs

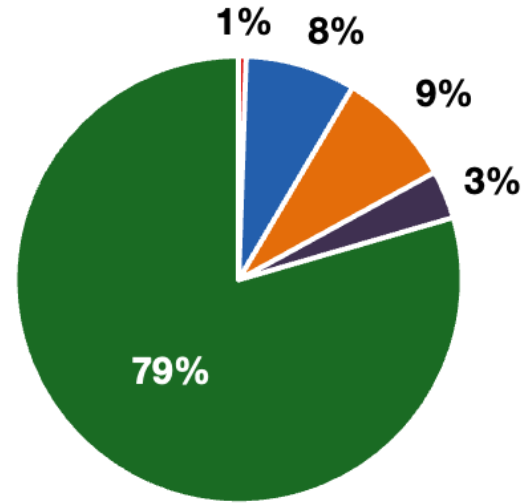
*Sources: National data from the U.S. Bureau of Economic Analysis, district export and jobs data from Trade Partnership Worldwide. Copyright 2026. The Coalition of Services Industries. All rights reserved.

TENNESSEE'S 5TH DISTRICT

Services Fuel U.S. Jobs and Growth

Services fuel America's economic growth and jobs, generating more than 79 percent of employment in the United States and 75 percent of GDP. Services are a major component of the manufacturing and agricultural sectors, and they boost the competitiveness of those sectors.

In TN-5, services accounted 79% percent of all jobs in 2024. The top services sector for employment was education services, health care and social assistance, which alone employed 103,000 TN-5 workers.



■ Services ■ Agriculture ■ Manufacturing ■ Construction ■ Public Administration

TN-5 Services Industries Employ 353,000 Workers

TN-5 Jobs by Sector and Services Subsector, 2024

Agriculture, Forestry, & Mining	2,400
Construction	37,700
Manufacturing	35,300
Public Administration	15,500
Total Services	353,000
<i>Wholesale Trade</i>	9,860
<i>Retail Trade</i>	49,000
<i>Transportation, Warehousing, & Utilities</i>	20,000
<i>Information</i>	7,750
<i>Finance, Insurance, & Real Estate</i>	34,200
<i>Professional, Scientific, & Management</i>	69,800
<i>Education, Health Care, & Social Assistance</i>	103,000
<i>Arts, Entertainment, Accommodation, & Food</i>	38,900
<i>Other Services</i>	19,800