

TENNESSEE'S 4TH DISTRICT

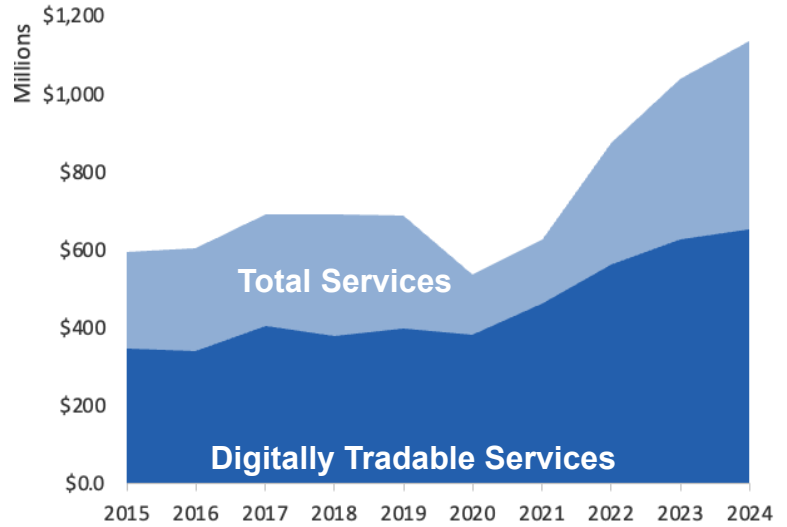
U.S. Services Supply the World

TN-4 has seen a rise in services exports, boosting state economic growth and jobs. In 2024, U.S. services exports neared \$1.2 trillion and the U.S. services trade surplus was \$293 billion.

U.S. services industries are the most competitive and innovative in the world. They provide new economic opportunities and contribute to the successful production of manufacturing and agriculture in the United States and abroad.

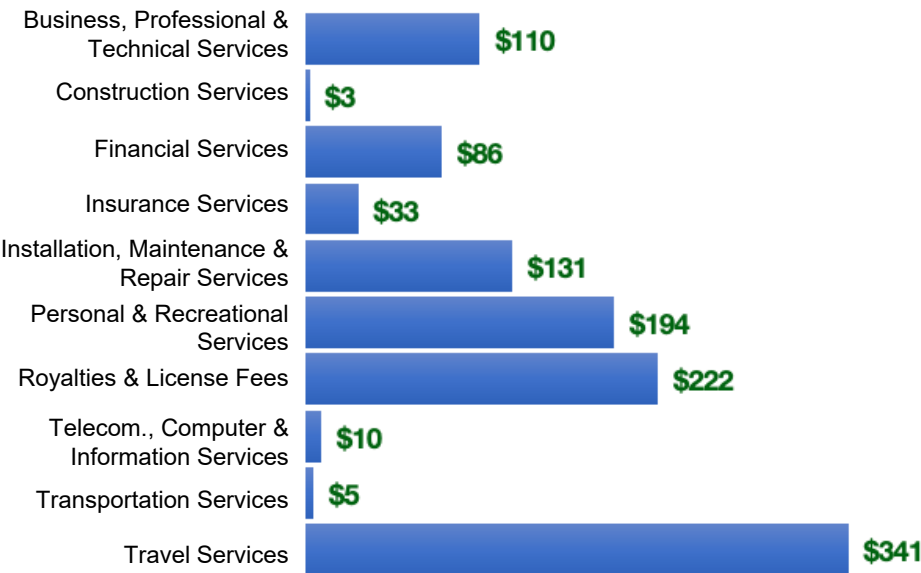
Type	2015	2019	2020	2024
Total Services	\$595M	\$688M	\$538M	\$1.1B
Digitally Tradable	\$346M	\$400M	\$382M	\$653M

TN-4 Services Exports



TN-4 Services Exports Support **7,450** Jobs, Including **2,550** from Digitally Tradable Services

TN-4 Services Exports by Sector, 2024 (\$ millions)



TN-4 Services Exports to Select Markets, 2024

- To China:** \$66 million in services exports supporting 600 jobs
- To Canada:** \$100 million in services exports supporting 720 jobs
- To Mexico:** \$74 million in services exports supporting 520 jobs

TN-4 Digital Services Exports to Select Markets, 2024

- To EU:** \$185 million in services exports supporting 670 jobs
- To UK:** \$97 million in services exports supporting 410 jobs
- To Africa:** \$8.7 million in services exports supporting 40 jobs

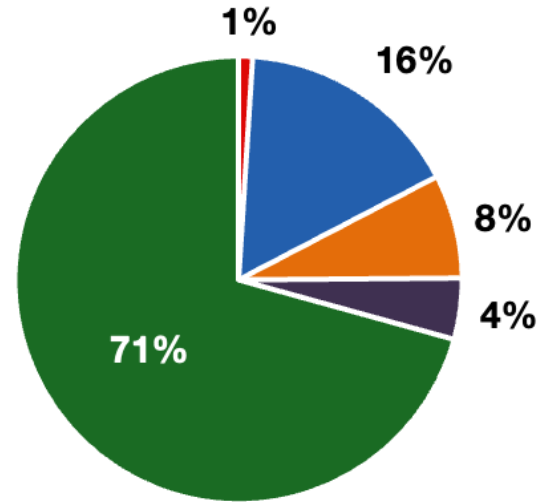
*Sources: National data from the U.S. Bureau of Economic Analysis, district export and jobs data from Trade Partnership Worldwide. Copyright 2026. The Coalition of Services Industries. All rights reserved.

TENNESSEE'S 4TH DISTRICT

Services Fuel U.S. Jobs and Growth

Services fuel America's economic growth and jobs, generating more than 79 percent of employment in the United States and 75 percent of GDP. Services are a major component of the manufacturing and agricultural sectors, and they boost the competitiveness of those sectors.

In TN-4, services accounted 71% percent of all jobs in 2024. The top services sector for employment was education services, health care and social assistance, which alone employed 78,900 TN-4 workers.



■ Services
 ■ Agriculture
 ■ Manufacturing
 ■ Construction
 ■ Public Administration

TN-4 Services Industries Employ 286,000 Workers

TN-4 Jobs by Sector and Services Subsector, 2024

Agriculture, Forestry, & Mining	4,070
Construction	30,400
Manufacturing	66,100
Public Administration	17,900
Total Services	286,000
<i>Wholesale Trade</i>	7,540
<i>Retail Trade</i>	49,100
<i>Transportation, Warehousing, & Utilities</i>	29,400
<i>Information</i>	5,610
<i>Finance, Insurance, & Real Estate</i>	21,600
<i>Professional, Scientific, & Management</i>	41,600
<i>Education, Health Care, & Social Assistance</i>	78,900
<i>Arts, Entertainment, Accommodation, & Food</i>	34,100
<i>Other Services</i>	17,800