

TENNESSEE'S 3RD DISTRICT

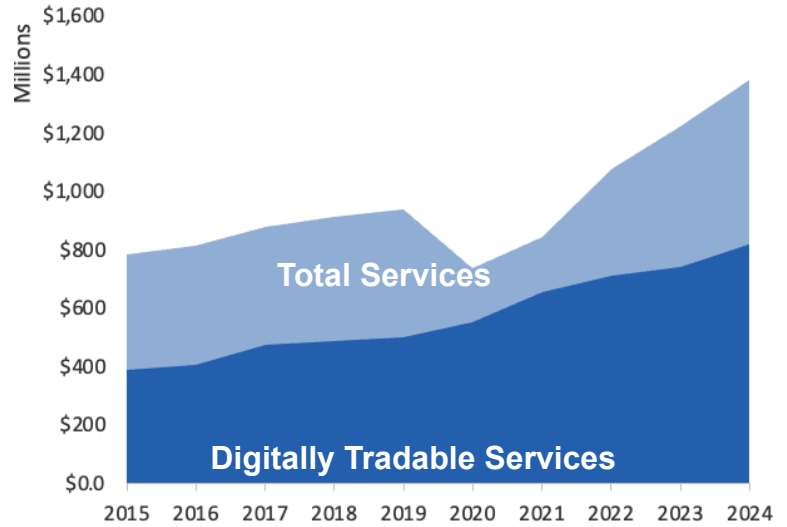
U.S. Services Supply the World

TN-3 has seen a rise in services exports, boosting state economic growth and jobs. In 2024, U.S. services exports neared \$1.2 trillion and the U.S. services trade surplus was \$293 billion.

U.S. services industries are the most competitive and innovative in the world. They provide new economic opportunities and contribute to the successful production of manufacturing and agriculture in the United States and abroad.

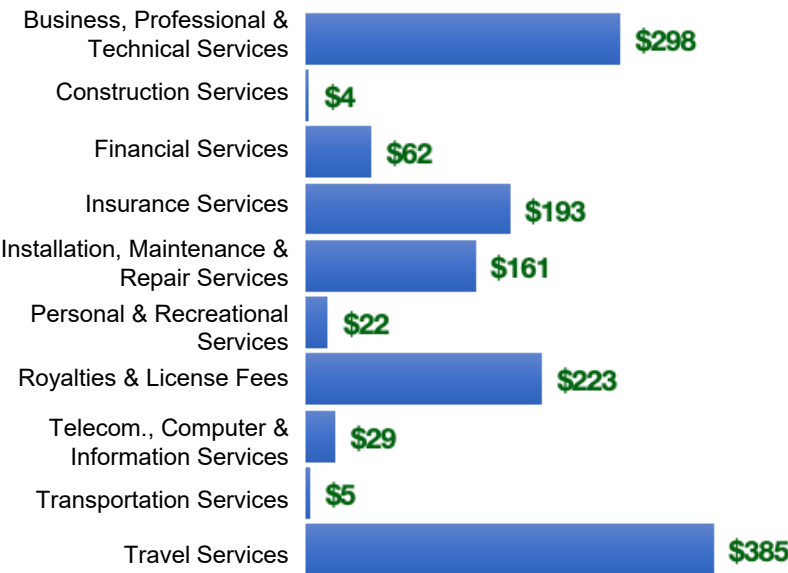
Type	2015	2019	2020	2024
Total Services	\$784M	\$937M	\$735M	\$1.4B
Digitally Tradable	\$389M	\$500M	\$554M	\$820M

TN-3 Services Exports



TN-3 Services Exports Support **8,590** Jobs, Including **3,480** from Digitally Tradable Services

TN-3 Services Exports by Sector, 2024 (\$ millions)



TN-3 Services Exports to Select Markets, 2024

- To China:** \$68 million in services exports supporting **480 jobs**
- To Canada:** \$122 million in services exports supporting **870 jobs**
- To Mexico:** \$84 million in services exports supporting **600 jobs**

TN-3 Digital Services Exports to Select Markets, 2024

- To EU:** \$229 million in services exports supporting **950 jobs**
- To UK:** \$94 million in services exports supporting **420 jobs**
- To Africa:** \$11 million in services exports supporting **50 jobs**

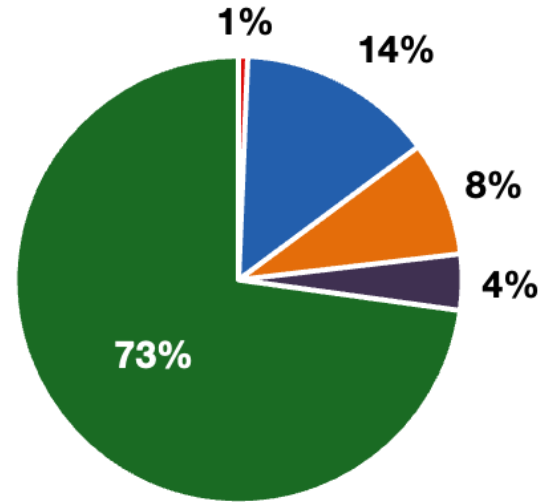
*Sources: National data from the U.S. Bureau of Economic Analysis, district export and jobs data from Trade Partnership Worldwide. Copyright 2026. The Coalition of Services Industries. All rights reserved.

TENNESSEE'S 3RD DISTRICT

Services Fuel U.S. Jobs and Growth

Services fuel America's economic growth and jobs, generating more than 79 percent of employment in the United States and 75 percent of GDP. Services are a major component of the manufacturing and agricultural sectors, and they boost the competitiveness of those sectors.

In TN-3, services accounted 73% percent of all jobs in 2024. The top services sector for employment was education services, health care and social assistance, which alone employed 81,900 TN-3 workers.



■ Services
 ■ Agriculture
 ■ Manufacturing
 ■ Construction
 ■ Public Administration

TN-3 Services Industries Employ 281,000 Workers

TN-3 Jobs by Sector and Services Subsector, 2024

Agriculture, Forestry, & Mining	2,540
Construction	32,000
Manufacturing	54,700
Public Administration	15,600
Total Services	281,000
<i>Wholesale Trade</i>	6,870
<i>Retail Trade</i>	40,700
<i>Transportation, Warehousing, & Utilities</i>	31,500
<i>Information</i>	4,810
<i>Finance, Insurance, & Real Estate</i>	25,000
<i>Professional, Scientific, & Management</i>	41,200
<i>Education, Health Care, & Social Assistance</i>	81,900
<i>Arts, Entertainment, Accommodation, & Food</i>	32,600
<i>Other Services</i>	16,400