

## TENNESSEE'S 2<sup>ND</sup> DISTRICT

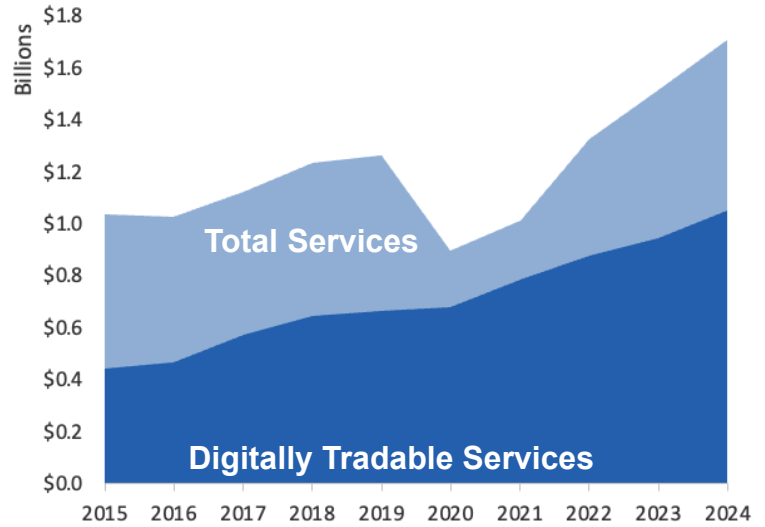
### U.S. Services Supply the World

TN-2 has seen a rise in services exports, boosting state economic growth and jobs. In 2024, U.S. services exports neared \$1.2 trillion and the U.S. services trade surplus was \$293 billion.

U.S. services industries are the most competitive and innovative in the world. They provide new economic opportunities and contribute to the successful production of manufacturing and agriculture in the United States and abroad.

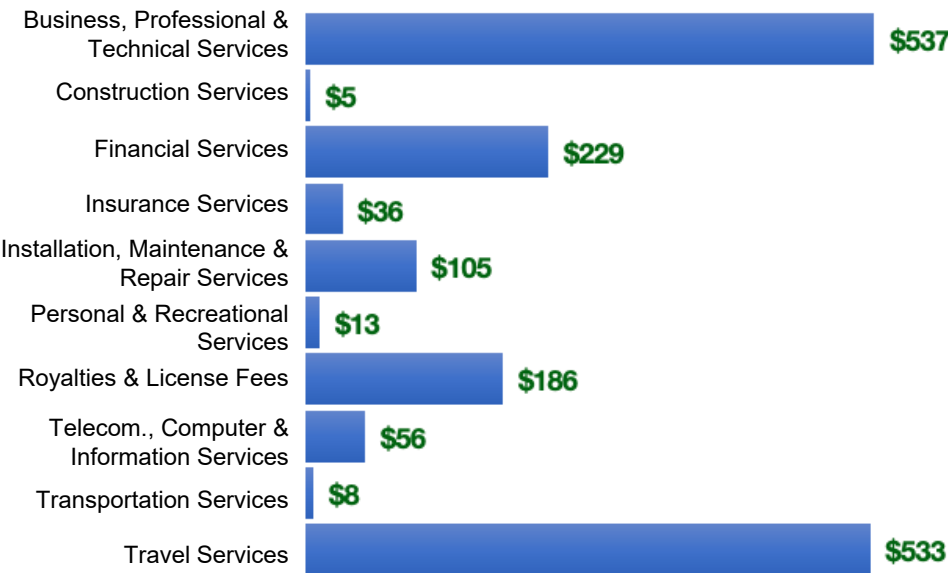
Type	2015	2019	2020	2024
Total Services	\$1.0B	\$1.3B	\$895M	\$1.7B
Digitally Tradable	\$443M	\$667M	\$680M	\$1.1B

### TN-2 Services Exports



### TN-2 Services Exports Support 11,500 Jobs, Including 5,010 from Digitally Tradable Services

#### TN-2 Services Exports by Sector, 2024 (\$ millions)



#### TN-2 Services Exports to Select Markets, 2024

- To China:** \$89 million in services exports supporting 730 jobs
- To Canada:** \$144 million in services exports supporting 1,100 jobs
- To Mexico:** \$104 million in services exports supporting 760 jobs

#### TN-2 Digital Services Exports to Select Markets, 2024

- To EU:** \$337 million in services exports supporting 1,700 jobs
- To UK:** \$96 million in services exports supporting 470 jobs
- To Africa:** \$19 million in services exports supporting 90 jobs

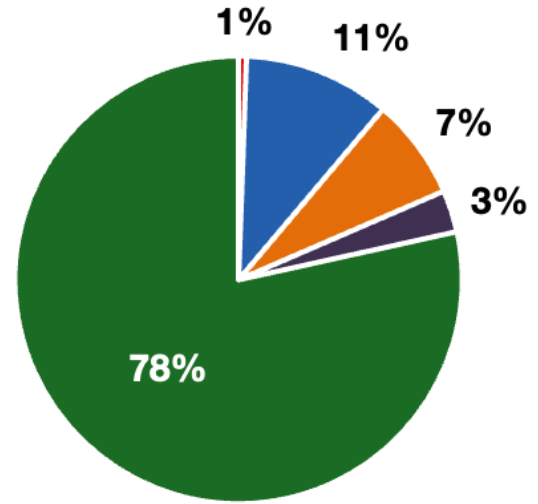
\*Sources: National data from the U.S. Bureau of Economic Analysis, district export and jobs data from Trade Partnership Worldwide. Copyright 2026. The Coalition of Services Industries. All rights reserved.

## TENNESSEE'S 2<sup>ND</sup> DISTRICT

### Services Fuel U.S. Jobs and Growth

Services fuel America's economic growth and jobs, generating more than 79 percent of employment in the United States and 75 percent of GDP. Services are a major component of the manufacturing and agricultural sectors, and they boost the competitiveness of those sectors.

In TN-2, services accounted 78% percent of all jobs in 2024. The top services sector for employment was education services, health care and social assistance, which alone employed 96,000 TN-2 workers.



### TN-2 Services Industries Employ 317,000 Workers

#### TN-2 Jobs by Sector and Services Subsector, 2024

Agriculture, Forestry, & Mining	2,300
Construction	29,600
Manufacturing	42,900
Public Administration	12,300
<b>Total Services</b>	<b>317,000</b>
<i>Wholesale Trade</i>	8,790
<i>Retail Trade</i>	48,800
<i>Transportation, Warehousing, &amp; Utilities</i>	20,600
<i>Information</i>	7,550
<i>Finance, Insurance, &amp; Real Estate</i>	26,700
<i>Professional, Scientific, &amp; Management</i>	48,100
<i>Education, Health Care, &amp; Social Assistance</i>	96,000
<i>Arts, Entertainment, Accommodation, &amp; Food</i>	39,200
<i>Other Services</i>	21,300