

# U.S. SERVICES EXPORTS BOOSTING THE ECONOMY

## SOUTH DAKOTA

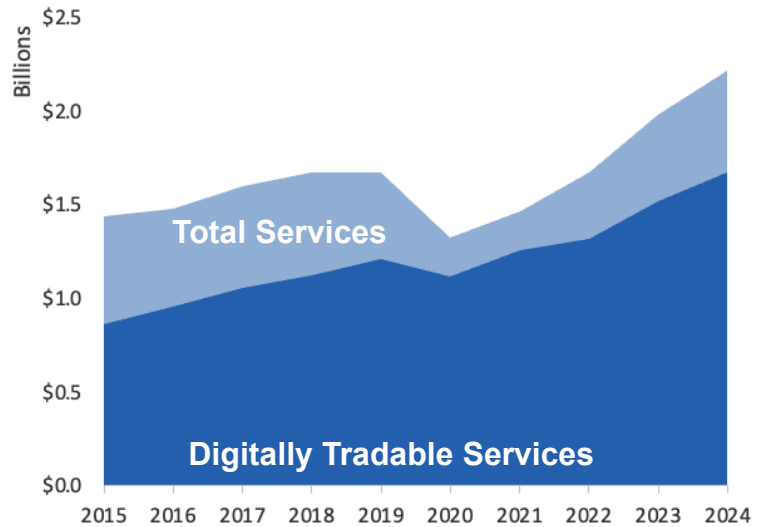
### U.S. Services Supply the World

South Dakota has seen a rise in services exports, boosting state economic growth and jobs. In 2024, U.S. services exports neared \$1.2 trillion and the U.S. services trade surplus was \$293 billion.

U.S. services industries are the most competitive and innovative in the world. They provide new economic opportunities and contribute to the successful production of manufacturing and agriculture in the United States and abroad.

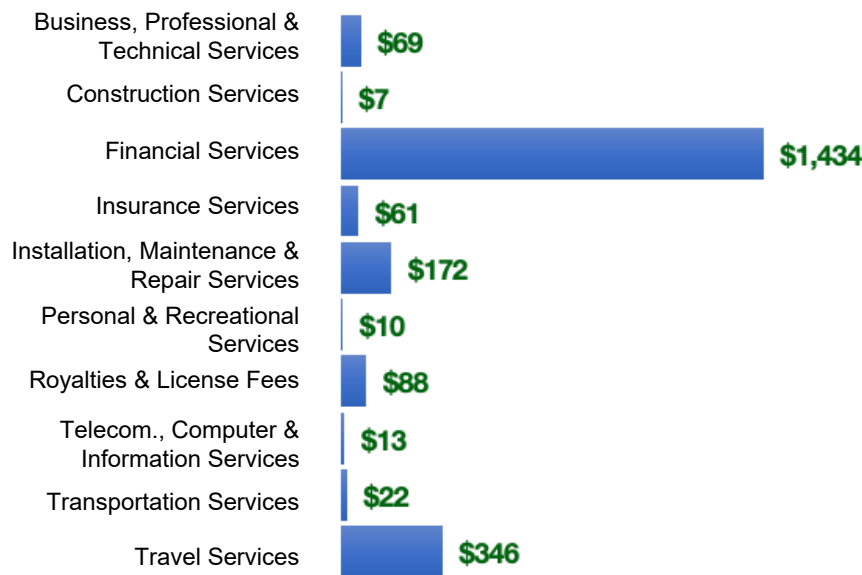
Type	2015	2019	2020	2024
Total Services	\$1.4B	\$1.7B	\$1.3B	\$2.2B
Digitally Tradable	\$867M	\$1.2B	\$1.1B	\$1.7B

### South Dakota Services Exports



South Dakota Services Exports Support **10,700** Jobs, Including **6,140** from Digitally Tradable Services

### SD Services Exports by Sector, 2024 (\$ millions)



### SD Services Exports to Select Markets, 2024

- To China:** \$110 million in services exports supporting 600 jobs
- To Canada:** \$203 million in services exports supporting 1,040 jobs
- To Mexico:** \$112 million in services exports supporting 630 jobs

### SD Digital Services Exports to Select Markets, 2024

- To EU:** \$378 million in services exports supporting 1,350 jobs
- To UK:** \$253 million in services exports supporting 920 jobs
- To Africa:** \$38 million in services exports supporting 140 jobs

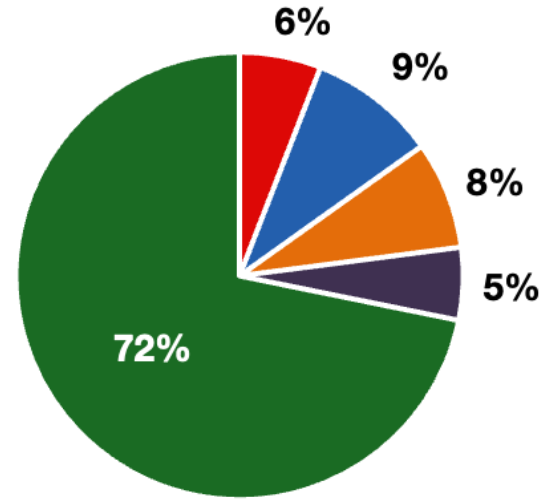
\*Sources: National data from the U.S. Bureau of Economic Analysis, state export and jobs data from Trade Partnership Worldwide. Copyright 2026. The Coalition of Services Industries. All rights reserved.

## SOUTH DAKOTA

### Services Fuel U.S. Jobs and Growth

Services fuel America’s economic growth and jobs, generating more than 79 percent of employment in the United States and 75 percent of GDP. Services are a major component of the manufacturing and agricultural sectors, and they boost the competitiveness of those sectors.

In South Dakota, services accounted 72% percent of all jobs in 2024. The top services sector for employment was education services, health care and social assistance, which alone employed 118,950 South Dakota workers.



■ Services 
 ■ Agriculture 
 ■ Manufacturing 
 ■ Construction 
 ■ Public Administration

### South Dakota Services Industries Employ 345,140 Workers

#### South Dakota Jobs by Sector and Services Subsector, 2024

Agriculture, Forestry, & Mining	28,300
Construction	37,500
Manufacturing	44,500
Public Administration	25,200
<b>Total Services</b>	<b>345,000</b>
<i>Wholesale Trade</i>	10,500
<i>Retail Trade</i>	56,000
<i>Transportation, Warehousing, &amp; Utilities</i>	21,400
<i>Information</i>	6,900
<i>Finance, Insurance, &amp; Real Estate</i>	29,100
<i>Professional, Scientific, &amp; Management</i>	37,200
<i>Education, Health Care, &amp; Social Assistance</i>	119,000
<i>Arts, Entertainment, Accommodation, &amp; Food</i>	42,800
<i>Other Services</i>	22,100