

SOUTH DAKOTA'S AT-LARGE DISTRICT

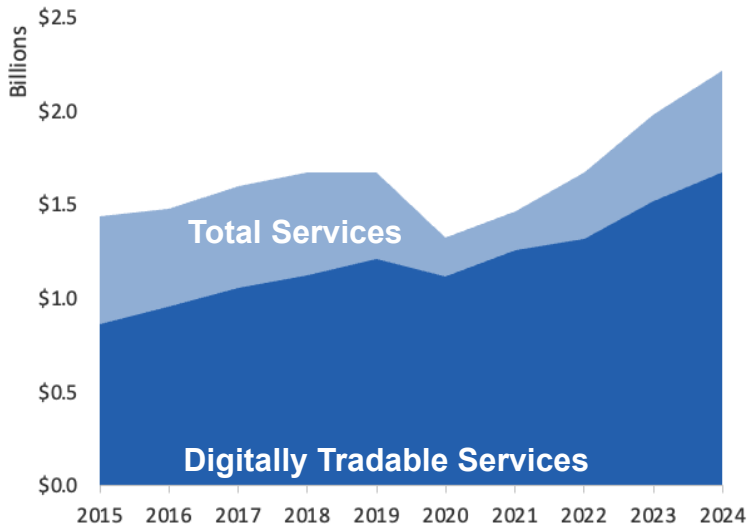
U.S. Services Supply the World

SD-AL has seen a rise in services exports, boosting state economic growth and jobs. In 2024, U.S. services exports neared \$1.2 trillion and the U.S. services trade surplus was \$293 billion.

U.S. services industries are the most competitive and innovative in the world. They provide new economic opportunities and contribute to the successful production of manufacturing and agriculture in the United States and abroad.

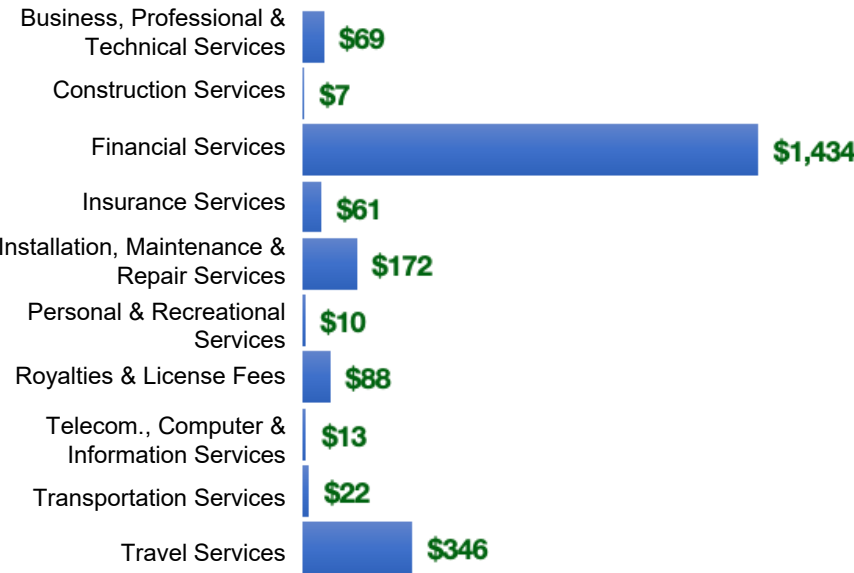
Type	2015	2019	2020	2024
Total Services	\$1.4B	\$1.7B	\$1.3B	\$2.2B
Digitally Tradable	\$867M	\$1.2B	\$1.1B	\$1.7B

SD-AL Services Exports



SD-AL Services Exports Support 10,700 Jobs, Including 6,140 from Digitally Tradable Services

SD-AL Services Exports by Sector, 2024 (\$ millions)



SD-AL Services Exports to Select Markets, 2024

- To China:** \$110 million in services exports supporting 600 jobs
- To Canada:** \$203 million in services exports supporting 1,000 jobs
- To Mexico:** \$112 million in services exports supporting 630 jobs

SD-AL Digital Services Exports to Select Markets, 2024

- To EU:** \$378 million in services exports supporting 1,400 jobs
- To UK:** \$253 million in services exports supporting 920 jobs
- To Africa:** \$38 million in services exports supporting 140 jobs

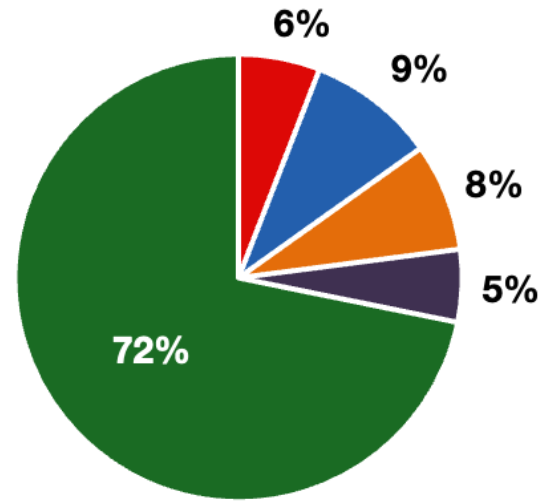
*Sources: National data from the U.S. Bureau of Economic Analysis, district export and jobs data from Trade Partnership Worldwide. Copyright 2026. The Coalition of Services Industries. All rights reserved.

SOUTH DAKOTA'S AT-LARGE DISTRICT

Services Fuel U.S. Jobs and Growth

Services fuel America's economic growth and jobs, generating more than 79 percent of employment in the United States and 75 percent of GDP. Services are a major component of the manufacturing and agricultural sectors, and they boost the competitiveness of those sectors.

In SD-AL, services accounted 72% percent of all jobs in 2024. The top services sector for employment was education services, health care and social assistance, which alone employed 119,000 SD-AL workers.



■ Services
 ■ Agriculture
 ■ Manufacturing
 ■ Construction
 ■ Public Administration

SD-AL Services Industries Employ 345,000 Workers

SD-AL Jobs by Sector and Services Subsector, 2024

Agriculture, Forestry, & Mining	28,300
Construction	37,500
Manufacturing	44,500
Public Administration	25,200
Total Services	345,000
<i>Wholesale Trade</i>	10,500
<i>Retail Trade</i>	56,300
<i>Transportation, Warehousing, & Utilities</i>	21,400
<i>Information</i>	6,900
<i>Finance, Insurance, & Real Estate</i>	29,100
<i>Professional, Scientific, & Management</i>	37,200
<i>Education, Health Care, & Social Assistance</i>	119,000
<i>Arts, Entertainment, Accommodation, & Food</i>	42,800
<i>Other Services</i>	22,100