

# U.S. SERVICES EXPORTS BOOSTING THE ECONOMY

## SOUTH CAROLINA

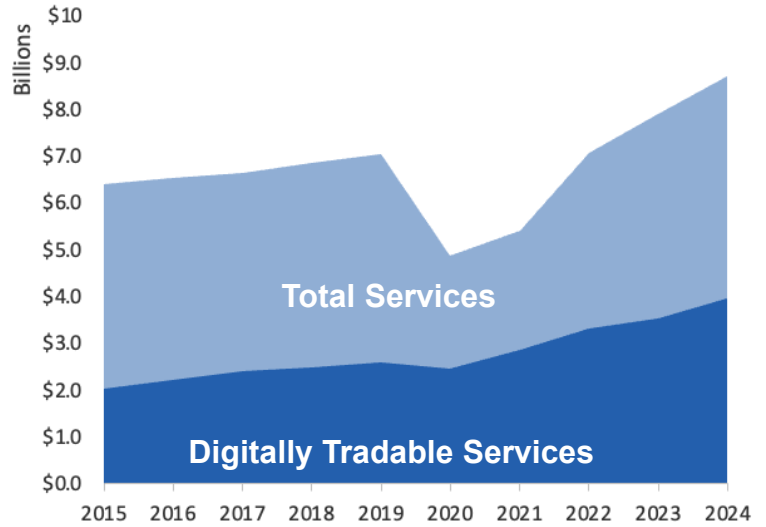
### U.S. Services Supply the World

South Carolina has seen a rise in services exports, boosting state economic growth and jobs. In 2024, U.S. services exports neared \$1.2 trillion and the U.S. services trade surplus was \$293 billion.

U.S. services industries are the most competitive and innovative in the world. They provide new economic opportunities and contribute to the successful production of manufacturing and agriculture in the United States and abroad.

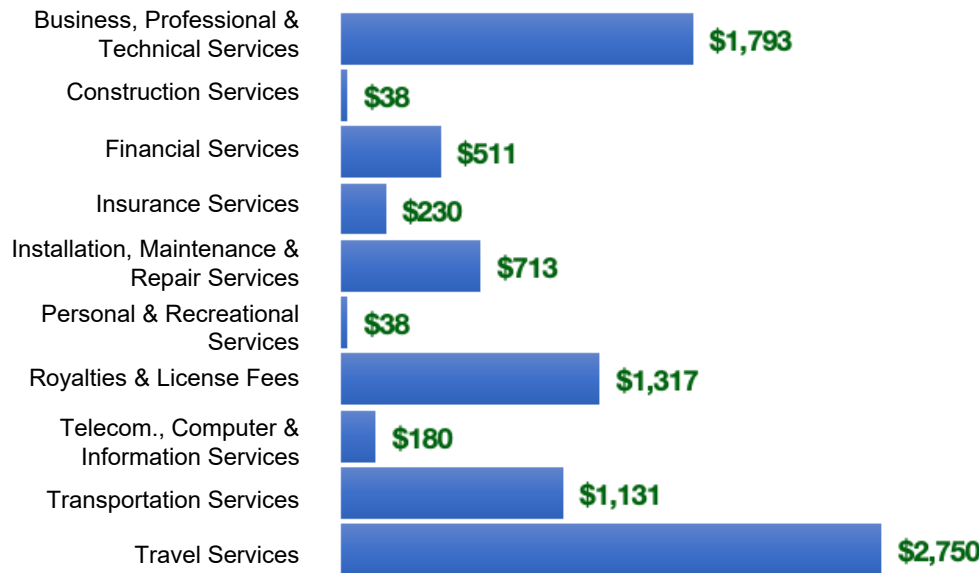
Type	2015	2019	2020	2024
Total Services	\$6.4B	\$7.0B	\$4.9B	\$8.7B
Digitally Tradable	\$2.0B	\$2.6B	\$2.5B	\$4.0B

### South Carolina Services Exports



## South Carolina Services Exports Support 53,800 Jobs, Including 16,500 from Digitally Tradable Services

### SC Services Exports by Sector, 2024 (\$ millions)



### SC Services Exports to Select Markets, 2024

- To China:** \$489 million in services exports supporting 3,370 jobs
- To Canada:** \$678 million in services exports supporting 5,200 jobs
- To Mexico:** \$521 million in services exports supporting 3,860 jobs

### SC Digital Services Exports to Select Markets, 2024

- To EU:** \$1.2 billion in services exports supporting 5,000 jobs
- To UK:** \$348 million in services exports supporting 1,600 jobs
- To Africa:** \$59 million in services exports supporting 280 jobs

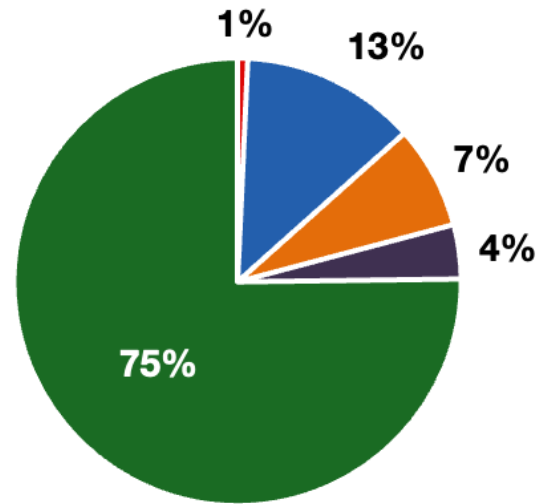
\*Sources: National data from the U.S. Bureau of Economic Analysis, state export and jobs data from Trade Partnership Worldwide. Copyright 2026. The Coalition of Services Industries. All rights reserved.

## SOUTH CAROLINA

### Services Fuel U.S. Jobs and Growth

Services fuel America’s economic growth and jobs, generating more than 79 percent of employment in the United States and 75 percent of GDP. Services are a major component of the manufacturing and agricultural sectors, and they boost the competitiveness of those sectors.

In South Carolina, services accounted 75% percent of all jobs in 2024. The top services sector for employment was education services, health care and social assistance, which alone employed 569,600 South Carolina workers.



■ Services 
 ■ Agriculture 
 ■ Manufacturing 
 ■ Construction 
 ■ Public Administration

### South Carolina Services Industries Employ 1.9 million Workers

#### South Carolina Jobs by Sector and Services Subsector, 2024

Agriculture, Forestry, & Mining	18,900
Construction	192,000
Manufacturing	327,000
Public Administration	101,000
<b>Total Services</b>	<b>1.9 million</b>
<i>Wholesale Trade</i>	48,600
<i>Retail Trade</i>	294,000
<i>Transportation, Warehousing, &amp; Utilities</i>	151,000
<i>Information</i>	39,800
<i>Finance, Insurance, &amp; Real Estate</i>	164,000
<i>Professional, Scientific, &amp; Management</i>	313,000
<i>Education, Health Care, &amp; Social Assistance</i>	570,000
<i>Arts, Entertainment, Accommodation, &amp; Food</i>	226,000
<i>Other Services</i>	133,000