

## SOUTH CAROLINA'S 6<sup>TH</sup> DISTRICT

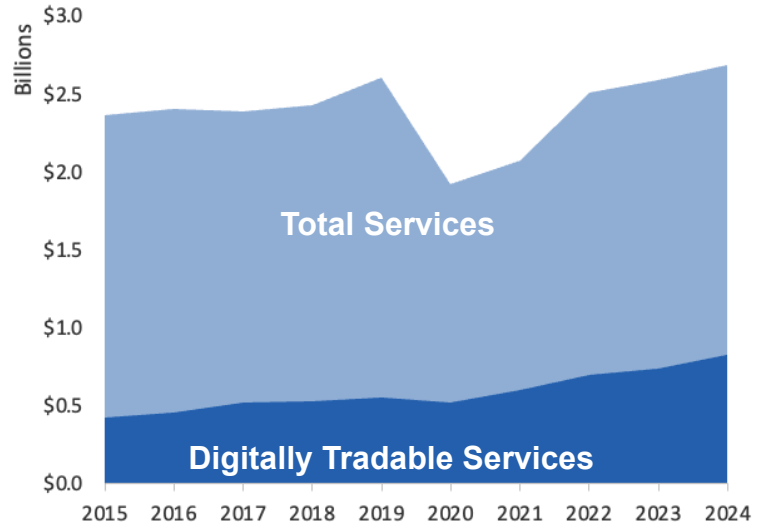
### U.S. Services Supply the World

SC-6 has seen a rise in services exports, boosting state economic growth and jobs. In 2024, U.S. services exports neared \$1.2 trillion and the U.S. services trade surplus was \$293 billion.

U.S. services industries are the most competitive and innovative in the world. They provide new economic opportunities and contribute to the successful production of manufacturing and agriculture in the United States and abroad.

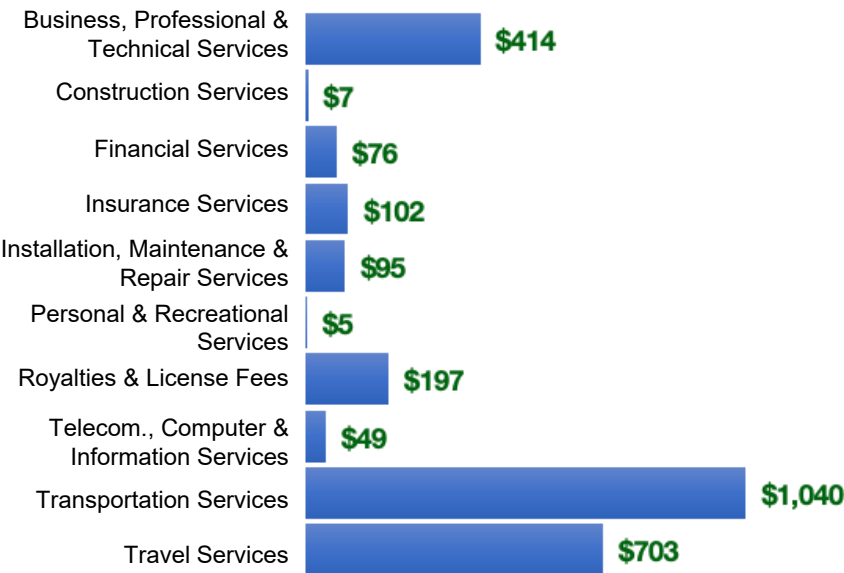
| Type               | 2015   | 2019   | 2020   | 2024   |
|--------------------|--------|--------|--------|--------|
| Total Services     | \$2.4B | \$2.6B | \$1.9B | \$2.7B |
| Digitally Tradable | \$423M | \$553M | \$519M | \$827M |

### SC-6 Services Exports



### SC-6 Services Exports Support 15,100 Jobs, Including 3,620 from Digitally Tradable Services

#### SC-6 Services Exports by Sector, 2024 (\$ millions)



#### SC-6 Services Exports to Select Markets, 2024

- To China:** \$156 million in services exports supporting 1,000 jobs
- To Canada:** \$160 million in services exports supporting 1,200 jobs
- To Mexico:** \$117 million in services exports supporting 890 jobs

#### SC-6 Digital Services Exports to Select Markets, 2024

- To EU:** \$235 million in services exports supporting 1,000 jobs
- To UK:** \$88 million in services exports supporting 410 jobs
- To Africa:** \$11 million in services exports supporting 50 jobs

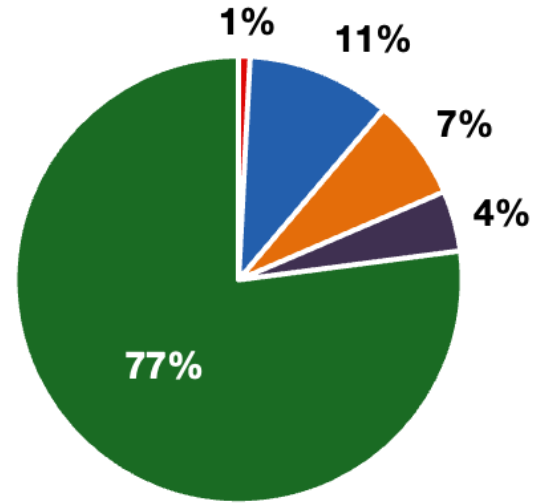
\*Sources: National data from the U.S. Bureau of Economic Analysis, district export and jobs data from Trade Partnership Worldwide. Copyright 2026. The Coalition of Services Industries. All rights reserved.

# SOUTH CAROLINA'S 6<sup>TH</sup> DISTRICT

## Services Fuel U.S. Jobs and Growth

Services fuel America's economic growth and jobs, generating more than 79 percent of employment in the United States and 75 percent of GDP. Services are a major component of the manufacturing and agricultural sectors, and they boost the competitiveness of those sectors.

In SC-6, services accounted 77% percent of all jobs in 2024. The top services sector for employment was education services, health care and social assistance, which alone employed 81,100 SC-6 workers.



## SC-6 Services Industries Employ 280,000 Workers

### SC-6 Jobs by Sector and Services Subsector, 2024

|  |                |
|--|----------------|
| Agriculture, Forestry, & Mining                        | 3,000          |
| Construction   | 26,600         |
| Manufacturing  | 37,700         |
| Public Administration                                  | 15,900         |
| <b>Total Services</b>                                  | <b>280,000</b> |
| <i>Wholesale Trade</i>                                 | <b>5,630</b>   |
| <i>Retail Trade</i>                                    | <b>40,900</b>  |
| <i>Transportation, Warehousing, &amp; Utilities</i>    | <b>22,800</b>  |
| <i>Information</i>                                     | <b>7,220</b>   |
| <i>Finance, Insurance, &amp; Real Estate</i>           | <b>21,300</b>  |
| <i>Professional, Scientific, &amp; Management</i>      | <b>43,200</b>  |
| <i>Education, Health Care, &amp; Social Assistance</i> | <b>81,100</b>  |
| <i>Arts, Entertainment, Accommodation, &amp; Food</i>  | <b>40,000</b>  |
| <i>Other Services</i>                                  | <b>18,000</b>  |