

SOUTH CAROLINA'S 1ST DISTRICT

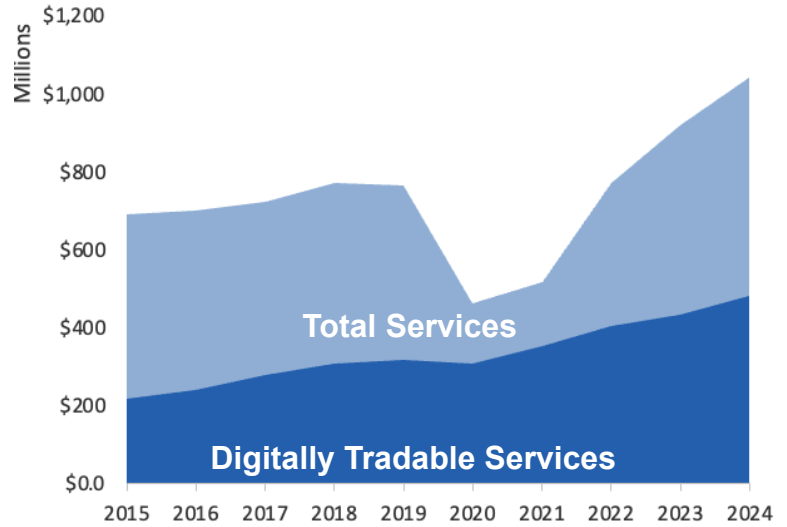
U.S. Services Supply the World

SC-1 has seen a rise in services exports, boosting state economic growth and jobs. In 2024, U.S. services exports neared \$1.2 trillion and the U.S. services trade surplus was \$293 billion.

U.S. services industries are the most competitive and innovative in the world. They provide new economic opportunities and contribute to the successful production of manufacturing and agriculture in the United States and abroad.

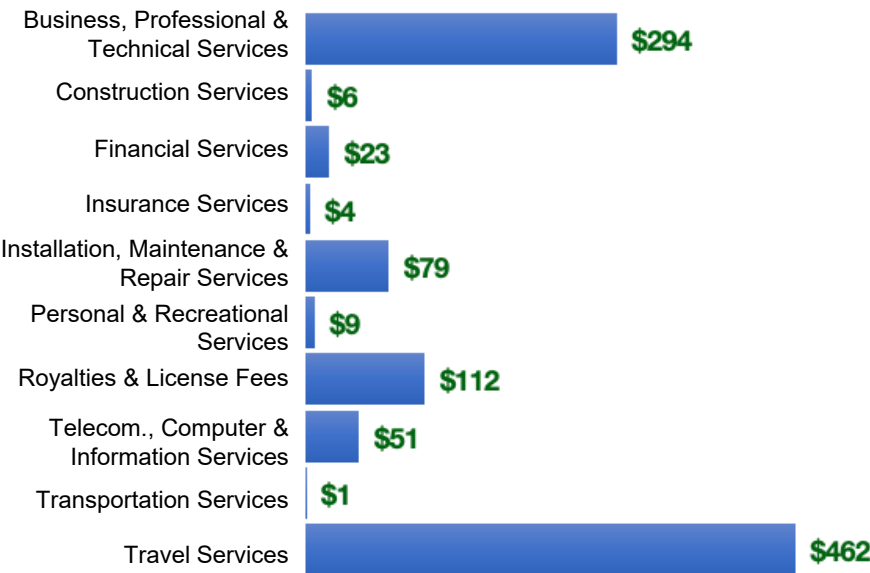
Type	2015	2019	2020	2024
Total Services	\$690M	\$765M	\$462M	\$1.0B
Digitally Tradable	\$219M	\$316M	\$307M	\$481M

SC-1 Services Exports



SC-1 Services Exports Support 7,770 Jobs, Including 2,310 from Digitally Tradable Services

SC-1 Services Exports by Sector, 2024 (\$ millions)



SC-1 Services Exports to Select Markets, 2024

- To China:** \$53 million in services exports supporting 420 jobs
- To Canada:** \$105 million in services exports supporting 880 jobs
- To Mexico:** \$86 million in services exports supporting 680 jobs

SC-1 Digital Services Exports to Select Markets, 2024

- To EU:** \$149 million in services exports supporting 720 jobs
- To UK:** \$43 million in services exports supporting 220 jobs
- To Africa:** \$8.3 million in services exports supporting 40 jobs

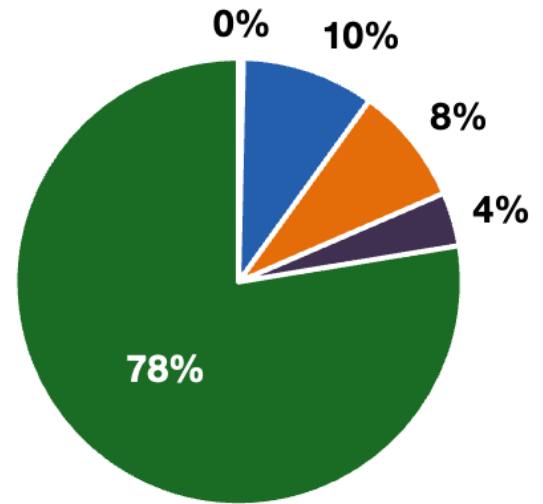
*Sources: National data from the U.S. Bureau of Economic Analysis, district export and jobs data from Trade Partnership Worldwide. Copyright 2026. The Coalition of Services Industries. All rights reserved.

SOUTH CAROLINA'S 1ST DISTRICT

Services Fuel U.S. Jobs and Growth

Services fuel America's economic growth and jobs, generating more than 79 percent of employment in the United States and 75 percent of GDP. Services are a major component of the manufacturing and agricultural sectors, and they boost the competitiveness of those sectors.

In SC-1, services accounted 78% percent of all jobs in 2024. The top services sector for employment was education services, health care and social assistance, which alone employed 80,000 SC-1 workers.



■ Services
 ■ Agriculture
 ■ Manufacturing
 ■ Construction
 ■ Public Administration

SC-1 Services Industries Employ 300,000 Workers

SC-1 Jobs by Sector and Services Subsector, 2024

Agriculture, Forestry, & Mining	1,320
Construction	33,100
Manufacturing	37,100
Public Administration	15,000
Total Services	300,000
<i>Wholesale Trade</i>	6,220
<i>Retail Trade</i>	39,900
<i>Transportation, Warehousing, & Utilities</i>	24,000
<i>Information</i>	7,270
<i>Finance, Insurance, & Real Estate</i>	25,000
<i>Professional, Scientific, & Management</i>	64,500
<i>Education, Health Care, & Social Assistance</i>	80,000
<i>Arts, Entertainment, Accommodation, & Food</i>	32,500
<i>Other Services</i>	20,300