

U.S. SERVICES EXPORTS BOOSTING THE ECONOMY

PENNSYLVANIA

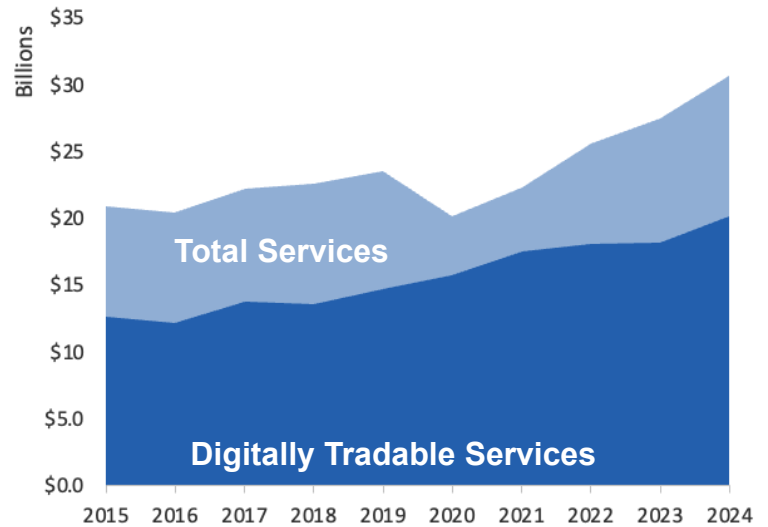
U.S. Services Supply the World

Pennsylvania has seen a rise in services exports, boosting state economic growth and jobs. In 2024, U.S. services exports neared \$1.2 trillion and the U.S. services trade surplus was \$293 billion.

U.S. services industries are the most competitive and innovative in the world. They provide new economic opportunities and contribute to the successful production of manufacturing and agriculture in the United States and abroad.

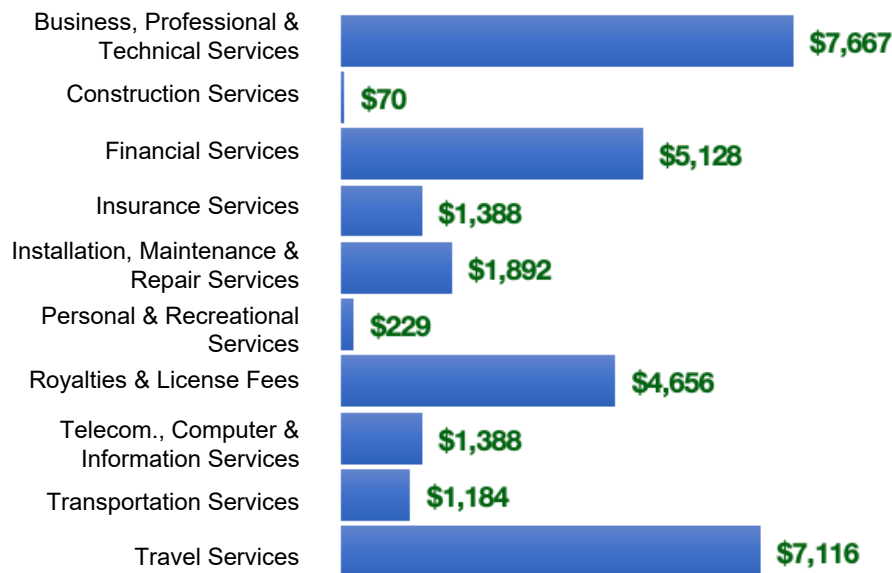
Type	2015	2019	2020	2024
Total Services	\$21B	\$24B	\$20B	\$31B
Digitally Tradable	\$13B	\$15B	\$16B	\$20B

Pennsylvania Services Exports



Pennsylvania Services Exports Support 187,000 Jobs, Including 92,500 from Digitally Tradable Services

PA Services Exports by Sector, 2024 (\$ millions)



PA Services Exports to Select Markets, 2024

- To China:** \$1.8 billion in services exports supporting 14,860 jobs
- To Canada:** \$2.2 billion in services exports supporting 14,360 jobs
- To Mexico:** \$1.2 billion in services exports supporting 8,250 jobs

PA Digital Services Exports to Select Markets, 2024

- To EU:** \$5.7 billion in services exports supporting 24,200 jobs
- To UK:** \$1.9 billion in services exports supporting 8,940 jobs
- To Africa:** \$208 million in services exports supporting 1,020 jobs

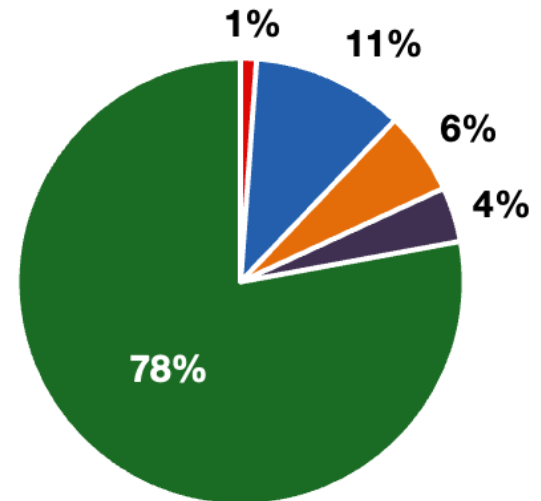
*Sources: National data from the U.S. Bureau of Economic Analysis, state export and jobs data from Trade Partnership Worldwide. Copyright 2026. The Coalition of Services Industries. All rights reserved.

PENNSYLVANIA

Services Fuel U.S. Jobs and Growth

Services fuel America's economic growth and jobs, generating more than 79 percent of employment in the United States and 75 percent of GDP. Services are a major component of the manufacturing and agricultural sectors, and they boost the competitiveness of those sectors.

In Pennsylvania, services accounted 78% percent of all jobs in 2024. The top services sector for employment was education services, health care and social assistance, which alone employed 1.8 million Pennsylvania workers.



■ Services
 ■ Agriculture
 ■ Manufacturing
 ■ Construction
 ■ Public Administration

Pennsylvania Services Industries Employ **5.1 million** Workers

Pennsylvania Jobs by Sector and Services Subsector, 2024

Agriculture, Forestry, & Mining	74,800
Construction	390,000
Manufacturing	715,000
Public Administration	258,420
Total Services	5.1 million
<i>Wholesale Trade</i>	135,000
<i>Retail Trade</i>	716,000
<i>Transportation, Warehousing, & Utilities</i>	379,000
<i>Information</i>	94,000
<i>Finance, Insurance, & Real Estate</i>	415,000
<i>Professional, Scientific, & Management</i>	769,000
<i>Education, Health Care, & Social Assistance</i>	1.8 million
<i>Arts, Entertainment, Accommodation, & Food</i>	494,000
<i>Other Services</i>	309,000