

PENNSYLVANIA'S 2ND DISTRICT

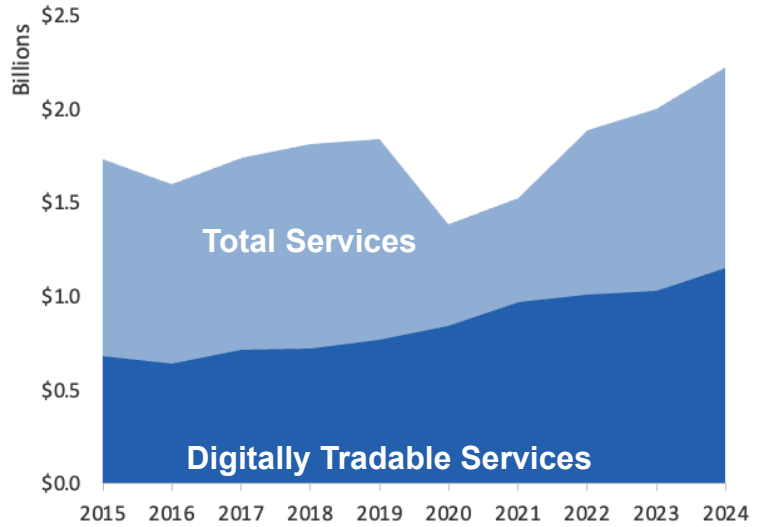
U.S. Services Supply the World

PA-2 has seen a rise in services exports, boosting state economic growth and jobs. In 2024, U.S. services exports neared \$1.2 trillion and the U.S. services trade surplus was \$293 billion.

U.S. services industries are the most competitive and innovative in the world. They provide new economic opportunities and contribute to the successful production of manufacturing and agriculture in the United States and abroad.

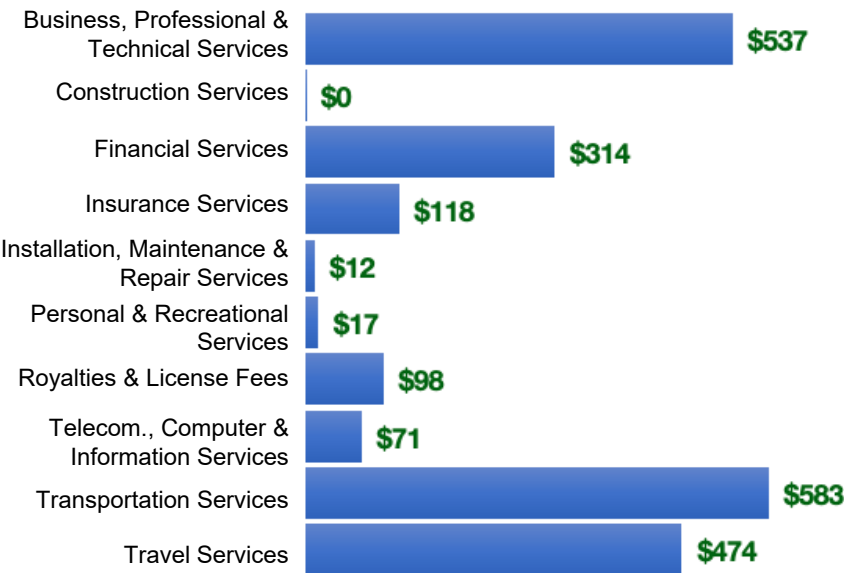
Type	2015	2019	2020	2024
Total Services	\$1.7B	\$1.8B	\$1.4B	\$2.2B
Digitally Tradable	\$680M	\$771M	\$847M	\$1.2B

PA-2 Services Exports



PA-2 Services Exports Support 13,600 Jobs, Including 5,800 from Digitally Tradable Services

PA-2 Services Exports by Sector, 2024 (\$ millions)



PA-2 Services Exports to Select Markets, 2024

- To China:** \$93 million in services exports supporting 970 jobs
- To Canada:** \$173 million in services exports supporting 1,100 jobs
- To Mexico:** \$98 million in services exports supporting 640 jobs

PA-2 Digital Services Exports to Select Markets, 2024

- To EU:** \$269 million in services exports supporting 1,400 jobs
- To UK:** \$133 million in services exports supporting 650 jobs
- To Africa:** \$12 million in services exports supporting 60 jobs

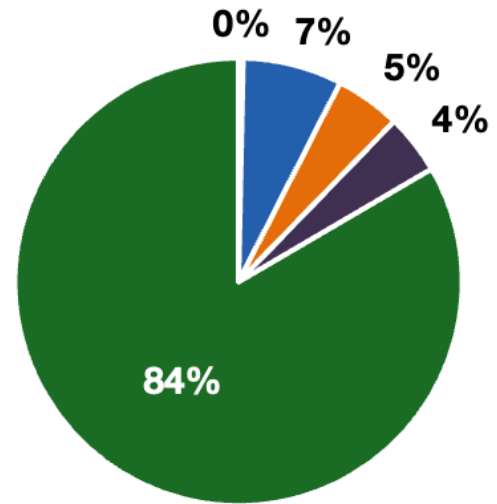
*Sources: National data from the U.S. Bureau of Economic Analysis, district export and jobs data from Trade Partnership Worldwide. Copyright 2026. The Coalition of Services Industries. All rights reserved.

PENNSYLVANIA'S 2ND DISTRICT

Services Fuel U.S. Jobs and Growth

Services fuel America's economic growth and jobs, generating more than 79 percent of employment in the United States and 75 percent of GDP. Services are a major component of the manufacturing and agricultural sectors, and they boost the competitiveness of those sectors.

In PA-2, services accounted 84% percent of all jobs in 2024. The top services sector for employment was education services, health care and social assistance, which alone employed 102,000 PA-2 workers.



■ Services
 ■ Agriculture
 ■ Manufacturing
 ■ Construction
 ■ Public Administration

PA-2 Services Industries Employ 292,000 Workers

PA-2 Jobs by Sector and Services Subsector, 2024

Agriculture, Forestry, & Mining	1,150
Construction	16,600
Manufacturing	25,200
Public Administration	15,200
Total Services	292,000
<i>Wholesale Trade</i>	6,230
<i>Retail Trade</i>	34,700
<i>Transportation, Warehousing, & Utilities</i>	25,100
<i>Information</i>	4,840
<i>Finance, Insurance, & Real Estate</i>	18,900
<i>Professional, Scientific, & Management</i>	44,200
<i>Education, Health Care, & Social Assistance</i>	102,000
<i>Arts, Entertainment, Accommodation, & Food</i>	35,500
<i>Other Services</i>	20,800