

PENNSYLVANIA'S 1ST DISTRICT

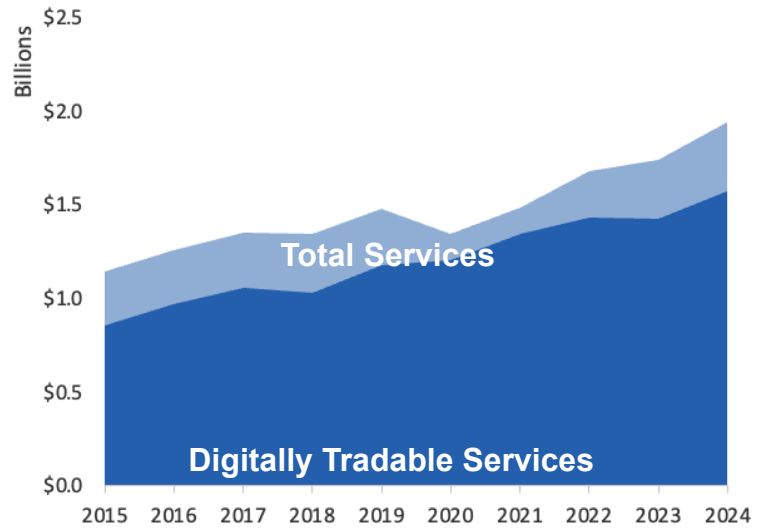
U.S. Services Supply the World

PA-1 has seen a rise in services exports, boosting state economic growth and jobs. In 2024, U.S. services exports neared \$1.2 trillion and the U.S. services trade surplus was \$293 billion.

U.S. services industries are the most competitive and innovative in the world. They provide new economic opportunities and contribute to the successful production of manufacturing and agriculture in the United States and abroad.

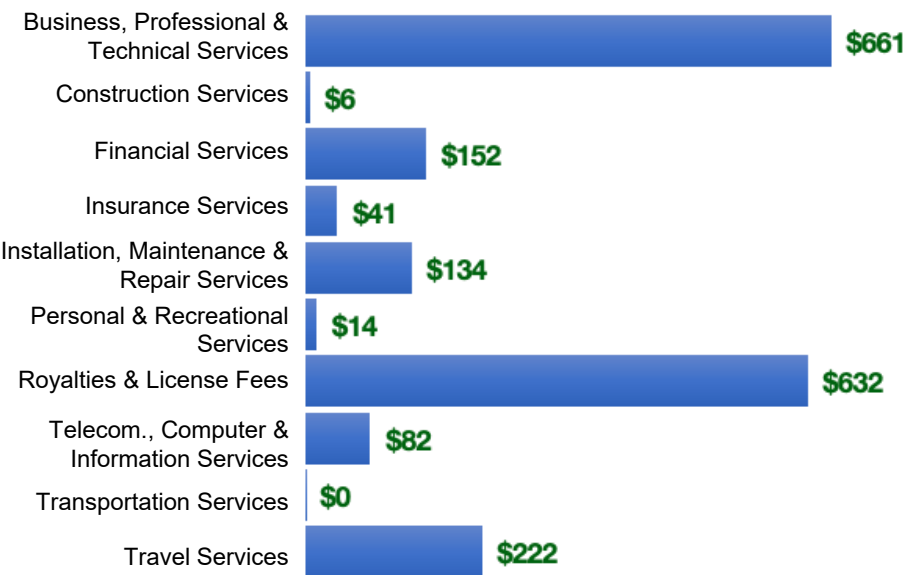
Type	2015	2019	2020	2024
Total Services	\$1.1B	\$1.5B	\$1.3B	\$1.9B
Digitally Tradable	\$859M	\$1.2B	\$1.2B	\$1.6B

PA-1 Services Exports



PA-1 Services Exports Support **9,320** Jobs, Including **6,140** from Digitally Tradable Services

PA-1 Services Exports by Sector, 2024 (\$ millions)



PA-1 Services Exports to Select Markets, 2024

- To China:** \$76 million in services exports supporting 380 jobs
- To Canada:** \$141 million in services exports supporting 790 jobs
- To Mexico:** \$71 million in services exports supporting 430 jobs

PA-1 Digital Services Exports to Select Markets, 2024

- To EU:** \$562 million in services exports supporting 2,000 jobs
- To UK:** \$111 million in services exports supporting 500 jobs
- To Africa:** \$14 million in services exports supporting 70 jobs

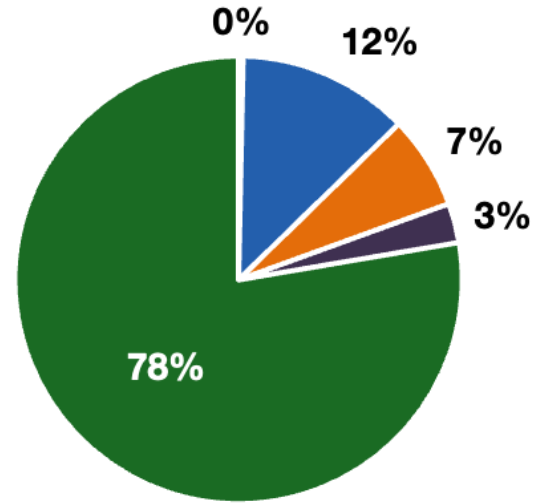
*Sources: National data from the U.S. Bureau of Economic Analysis, district export and jobs data from Trade Partnership Worldwide. Copyright 2026. The Coalition of Services Industries. All rights reserved.

PENNSYLVANIA'S 1ST DISTRICT

Services Fuel U.S. Jobs and Growth

Services fuel America's economic growth and jobs, generating more than 79 percent of employment in the United States and 75 percent of GDP. Services are a major component of the manufacturing and agricultural sectors, and they boost the competitiveness of those sectors.

In PA-1, services accounted 78% percent of all jobs in 2024. The top services sector for employment was education services, health care and social assistance, which alone employed 101,000 PA-1 workers.



■ Services
 ■ Agriculture
 ■ Manufacturing
 ■ Construction
 ■ Public Administration

PA-1 Services Industries Employ 317,000 Workers

PA-1 Jobs by Sector and Services Subsector, 2024

Agriculture, Forestry, & Mining	1,330
Construction	27,600
Manufacturing	50,600
Public Administration	11,700
Total Services	317,000
<i>Wholesale Trade</i>	9,870
<i>Retail Trade</i>	48,300
<i>Transportation, Warehousing, & Utilities</i>	17,000
<i>Information</i>	7,530
<i>Finance, Insurance, & Real Estate</i>	29,100
<i>Professional, Scientific, & Management</i>	61,900
<i>Education, Health Care, & Social Assistance</i>	101,000
<i>Arts, Entertainment, Accommodation, & Food</i>	25,100
<i>Other Services</i>	17,200