

PENNSYLVANIA'S 11TH DISTRICT

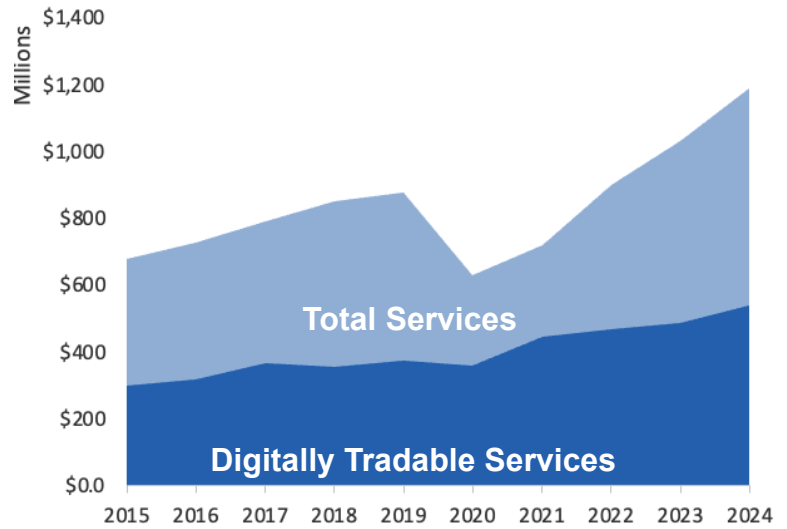
U.S. Services Supply the World

PA-11 has seen a rise in services exports, boosting state economic growth and jobs. In 2024, U.S. services exports neared \$1.2 trillion and the U.S. services trade surplus was \$293 billion.

U.S. services industries are the most competitive and innovative in the world. They provide new economic opportunities and contribute to the successful production of manufacturing and agriculture in the United States and abroad.

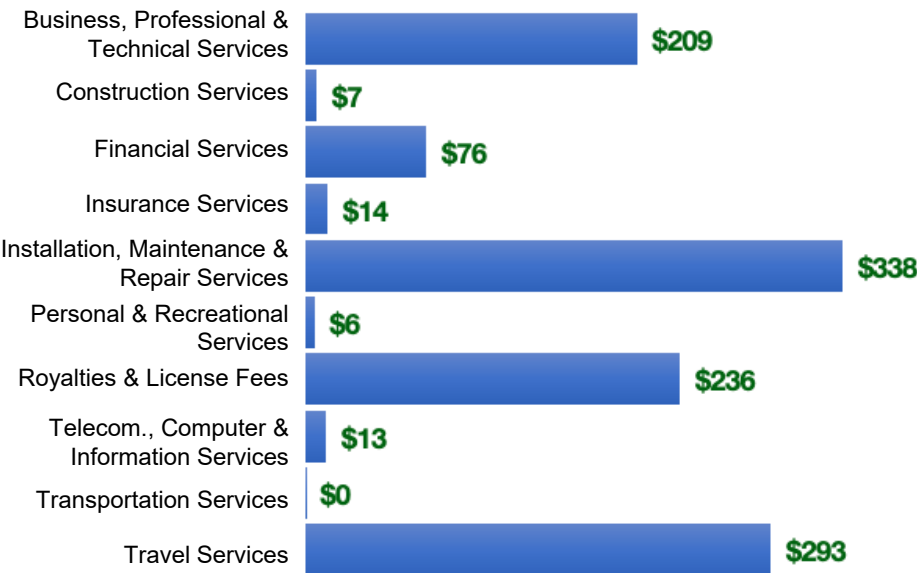
Type	2015	2019	2020	2024
Total Services	\$679M	\$880M	\$631M	\$1.2B
Digitally Tradable	\$300M	\$373M	\$360M	\$542M

PA-11 Services Exports



PA-11 Services Exports Support **6,910** Jobs, Including **2,020** from Digitally Tradable Services

PA-11 Services Exports by Sector, 2024 (\$ millions)



PA-11 Services Exports to Select Markets, 2024

- To China:** \$78 million in services exports supporting **470 jobs**
- To Canada:** \$92 million in services exports supporting **630 jobs**
- To Mexico:** \$69 million in services exports supporting **470 jobs**

PA-11 Digital Services Exports to Select Markets, 2024

- To EU:** \$171 million in services exports supporting **560 jobs**
- To UK:** \$42 million in services exports supporting **180 jobs**
- To Africa:** \$7.2 million in services exports supporting **30 jobs**

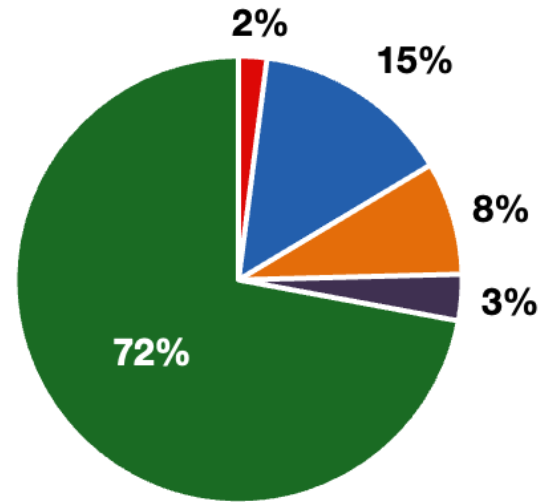
*Sources: National data from the U.S. Bureau of Economic Analysis, district export and jobs data from Trade Partnership Worldwide. Copyright 2026. The Coalition of Services Industries. All rights reserved.

PENNSYLVANIA'S 11TH DISTRICT

Services Fuel U.S. Jobs and Growth

Services fuel America's economic growth and jobs, generating more than 79 percent of employment in the United States and 75 percent of GDP. Services are a major component of the manufacturing and agricultural sectors, and they boost the competitiveness of those sectors.

In PA-11, services accounted 72% percent of all jobs in 2024. The top services sector for employment was education services, health care and social assistance, which alone employed 96,100 PA-11 workers.



■ Services
 ■ Agriculture
 ■ Manufacturing
 ■ Construction
 ■ Public Administration

PA-11 Services Industries Employ 288,000 Workers

PA-11 Jobs by Sector and Services Subsector, 2024

Agriculture, Forestry, & Mining	8,150
Construction	32,700
Manufacturing	57,500
Public Administration	13,400
Total Services	288,000
<i>Wholesale Trade</i>	10,800
<i>Retail Trade</i>	46,500
<i>Transportation, Warehousing, & Utilities</i>	20,300
<i>Information</i>	4,950
<i>Finance, Insurance, & Real Estate</i>	19,700
<i>Professional, Scientific, & Management</i>	42,100
<i>Education, Health Care, & Social Assistance</i>	96,100
<i>Arts, Entertainment, Accommodation, & Food</i>	28,100
<i>Other Services</i>	19,700