

U.S. SERVICES EXPORTS BOOSTING THE ECONOMY

OREGON

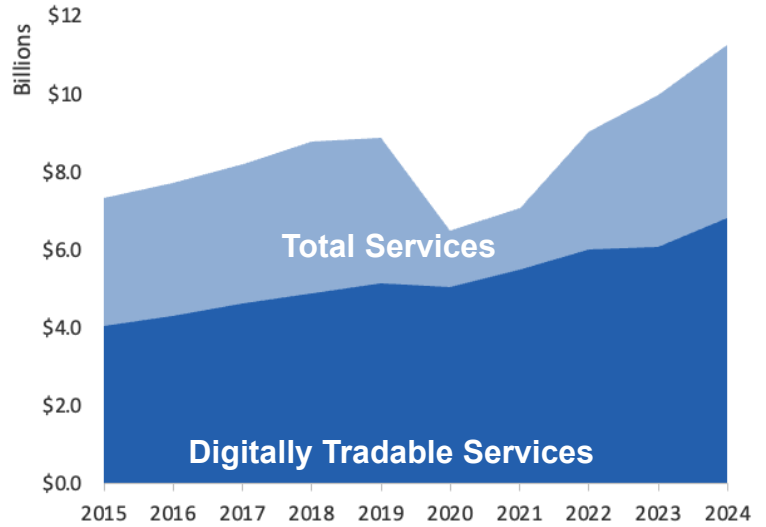
U.S. Services Supply the World

Oregon has seen a rise in services exports, boosting state economic growth and jobs. In 2024, U.S. services exports neared \$1.2 trillion and the U.S. services trade surplus was \$293 billion.

U.S. services industries are the most competitive and innovative in the world. They provide new economic opportunities and contribute to the successful production of manufacturing and agriculture in the United States and abroad.

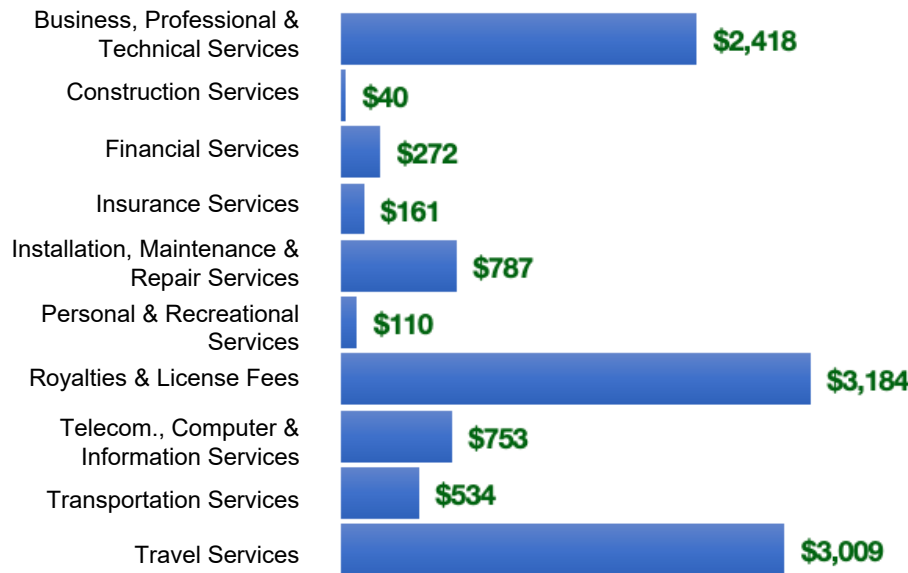
Type	2015	2019	2020	2024
Total Services	\$7.3B	\$8.9B	\$6.5B	\$11B
Digitally Tradable	\$4.0B	\$5.2B	\$5.0B	\$6.8B

Oregon Services Exports



Oregon Services Exports Support 64,700 Jobs, Including 24,900 from Digitally Tradable Services

OR Services Exports by Sector, 2024 (\$ millions)



OR Services Exports to Select Markets, 2024

- To China:** \$607 million in services exports supporting 4,300 jobs
- To Canada:** \$841 million in services exports supporting 6,010 jobs
- To Mexico:** \$601 million in services exports supporting 4,240 jobs

OR Digital Services Exports to Select Markets, 2024

- To EU:** \$2.5 billion in services exports supporting 8,470 jobs
- To UK:** \$503 million in services exports supporting 2,160 jobs
- To Africa:** \$67 million in services exports supporting 310 jobs

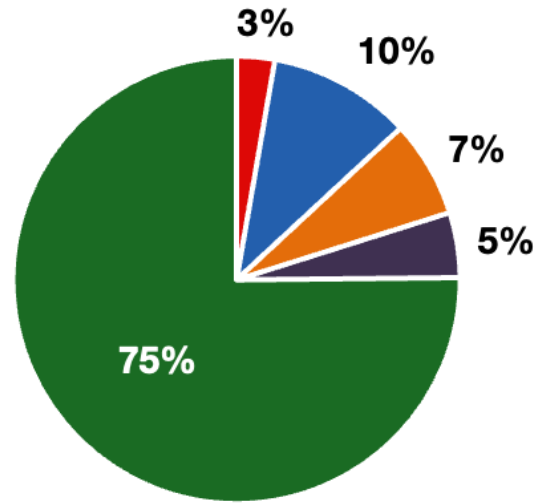
*Sources: National data from the U.S. Bureau of Economic Analysis, state export and jobs data from Trade Partnership Worldwide. Copyright 2026. The Coalition of Services Industries. All rights reserved.

OREGON

Services Fuel U.S. Jobs and Growth

Services fuel America’s economic growth and jobs, generating more than 79 percent of employment in the United States and 75 percent of GDP. Services are a major component of the manufacturing and agricultural sectors, and they boost the competitiveness of those sectors.

In Oregon, services accounted 75% percent of all jobs in 2024. The top services sector for employment was education services, health care and social assistance, which alone employed 515,880 Oregon workers.



■ Services
 ■ Agriculture
 ■ Manufacturing
 ■ Construction
 ■ Public Administration

Oregon Services Industries Employ 1.6 million Workers

Oregon Jobs by Sector and Services Subsector, 2024

Agriculture, Forestry, & Mining	58,500
Construction	149,000
Manufacturing	220,000
Public Administration	99,900
Total Services	1.6 million
<i>Wholesale Trade</i>	40,400
<i>Retail Trade</i>	246,000
<i>Transportation, Warehousing, & Utilities</i>	102,000
<i>Information</i>	34,600
<i>Finance, Insurance, & Real Estate</i>	109,000
<i>Professional, Scientific, & Management</i>	253,000
<i>Education, Health Care, & Social Assistance</i>	516,000
<i>Arts, Entertainment, Accommodation, & Food</i>	190,000
<i>Other Services</i>	105,000