

OREGON'S 6TH DISTRICT

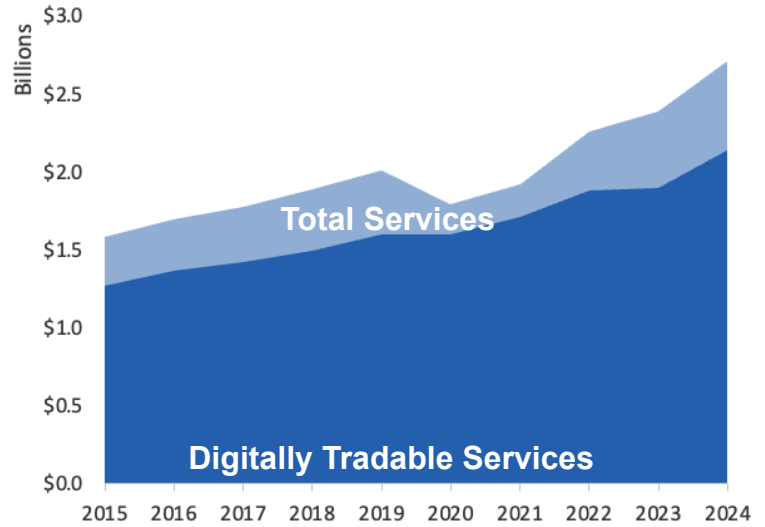
U.S. Services Supply the World

OR-6 has seen a rise in services exports, boosting state economic growth and jobs. In 2024, U.S. services exports neared \$1.2 trillion and the U.S. services trade surplus was \$293 billion.

U.S. services industries are the most competitive and innovative in the world. They provide new economic opportunities and contribute to the successful production of manufacturing and agriculture in the United States and abroad.

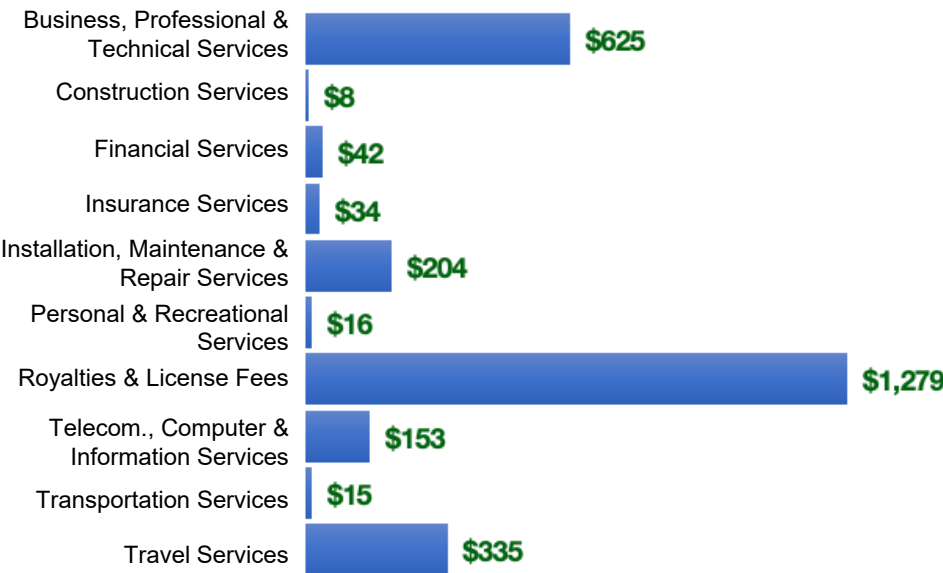
Type	2015	2019	2020	2024
Total Services	\$1.6B	\$2.0B	\$1.8B	\$2.7B
Digitally Tradable	\$1.3B	\$1.6B	\$1.6B	\$2.1B

OR-6 Services Exports



OR-6 Services Exports Support 11,700 Jobs, Including 6,940 from Digitally Tradable Services

OR-6 Services Exports by Sector, 2024 (\$ millions)



OR-6 Services Exports to Select Markets, 2024

- To China:** \$119 million in services exports supporting 560 jobs
- To Canada:** \$143 million in services exports supporting 860 jobs
- To Mexico:** \$96 million in services exports supporting 580 jobs

OR-6 Digital Services Exports to Select Markets, 2024

- To EU:** \$881 million in services exports supporting 2,700 jobs
- To UK:** \$123 million in services exports supporting 500 jobs
- To Africa:** \$15 million in services exports supporting 60 jobs

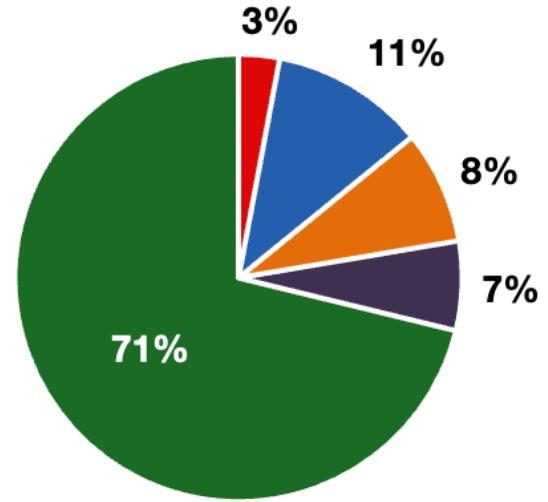
*Sources: National data from the U.S. Bureau of Economic Analysis, district export and jobs data from Trade Partnership Worldwide. Copyright 2026. The Coalition of Services Industries. All rights reserved.

OREGON'S 6TH DISTRICT

Services Fuel U.S. Jobs and Growth

Services fuel America's economic growth and jobs, generating more than 79 percent of employment in the United States and 75 percent of GDP. Services are a major component of the manufacturing and agricultural sectors, and they boost the competitiveness of those sectors.

In OR-6, services accounted 71% percent of all jobs in 2024. The top services sector for employment was education services, health care and social assistance, which alone employed 82,700 OR-6 workers.



■ Services
 ■ Agriculture
 ■ Manufacturing
 ■ Construction
 ■ Public Administration

OR-6 Services Industries Employ 259,000 Workers

OR-6 Jobs by Sector and Services Subsector, 2024

Agriculture, Forestry, & Mining	10,800
Construction	29,800
Manufacturing	40,600
Public Administration	23,400
Total Services	259,000
<i>Wholesale Trade</i>	9,710
<i>Retail Trade</i>	41,100
<i>Transportation, Warehousing, & Utilities</i>	15,200
<i>Information</i>	4,960
<i>Finance, Insurance, & Real Estate</i>	20,700
<i>Professional, Scientific, & Management</i>	40,200
<i>Education, Health Care, & Social Assistance</i>	82,700
<i>Arts, Entertainment, Accommodation, & Food</i>	27,100
<i>Other Services</i>	16,900