

OREGON'S 1ST DISTRICT

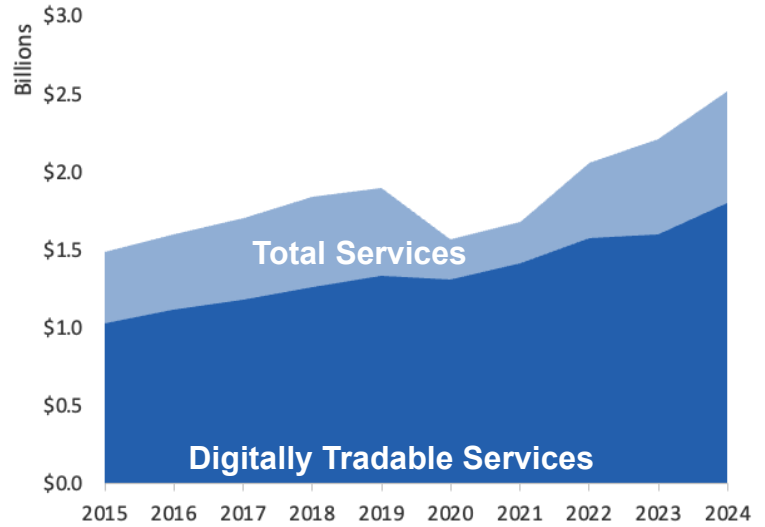
U.S. Services Supply the World

OR-1 has seen a rise in services exports, boosting state economic growth and jobs. In 2024, U.S. services exports neared \$1.2 trillion and the U.S. services trade surplus was \$293 billion.

U.S. services industries are the most competitive and innovative in the world. They provide new economic opportunities and contribute to the successful production of manufacturing and agriculture in the United States and abroad.

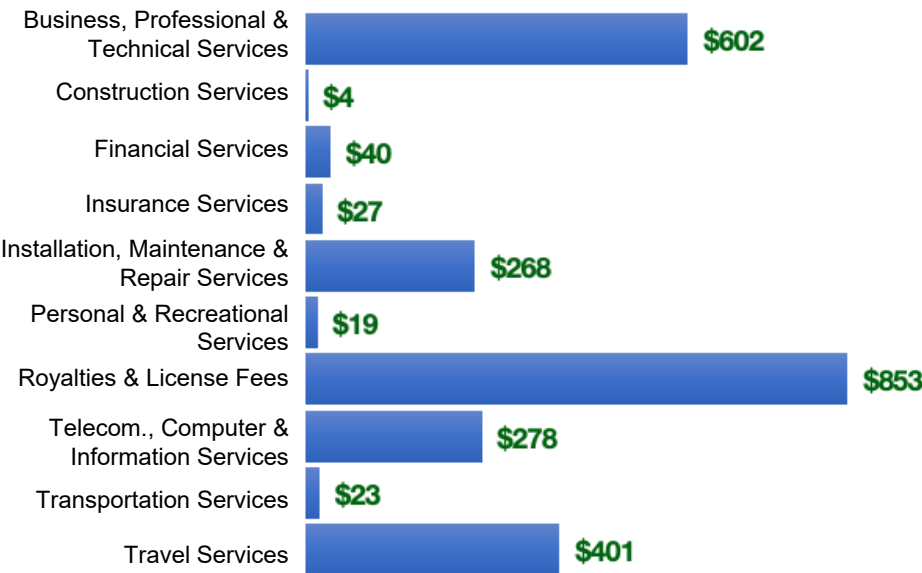
Type	2015	2019	2020	2024
Total Services	\$1.5B	\$1.9B	\$1.6B	\$2.5B
Digitally Tradable	\$1.0B	\$1.3B	\$1.3B	\$1.8B

OR-1 Services Exports



OR-1 Services Exports Support **12,600** Jobs, Including **6,470** from Digitally Tradable Services

OR-1 Services Exports by Sector, 2024 (\$ millions)



OR-1 Services Exports to Select Markets, 2024

- To China:** \$121 million in services exports supporting 780 jobs
- To Canada:** \$166 million in services exports supporting 1,000 jobs
- To Mexico:** \$100 million in services exports supporting 640 jobs

OR-1 Digital Services Exports to Select Markets, 2024

- To EU:** \$681 million in services exports supporting 2,300 jobs
- To UK:** \$129 million in services exports supporting 550 jobs
- To Africa:** \$17 million in services exports supporting 80 jobs

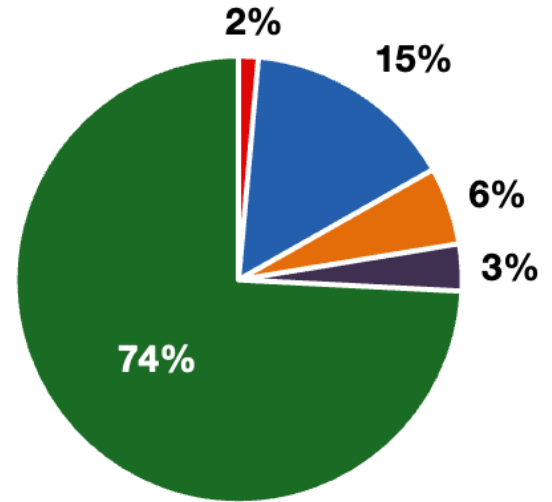
*Sources: National data from the U.S. Bureau of Economic Analysis, district export and jobs data from Trade Partnership Worldwide. Copyright 2026. The Coalition of Services Industries. All rights reserved.

OREGON'S 1ST DISTRICT

Services Fuel U.S. Jobs and Growth

Services fuel America's economic growth and jobs, generating more than 79 percent of employment in the United States and 75 percent of GDP. Services are a major component of the manufacturing and agricultural sectors, and they boost the competitiveness of those sectors.

In OR-1, services accounted 74% percent of all jobs in 2024. The top services sector for employment was education services, health care and social assistance, which alone employed 89,500 OR-1 workers.



■ Services
 ■ Agriculture
 ■ Manufacturing
 ■ Construction
 ■ Public Administration

OR-1 Services Industries Employ 284,000 Workers

OR-1 Jobs by Sector and Services Subsector, 2024

Agriculture, Forestry, & Mining	5,460
Construction	21,600
Manufacturing	58,900
Public Administration	13,000
Total Services	284,000
<i>Wholesale Trade</i>	6,470
<i>Retail Trade</i>	38,400
<i>Transportation, Warehousing, & Utilities</i>	15,500
<i>Information</i>	8,510
<i>Finance, Insurance, & Real Estate</i>	20,500
<i>Professional, Scientific, & Management</i>	55,000
<i>Education, Health Care, & Social Assistance</i>	89,500
<i>Arts, Entertainment, Accommodation, & Food</i>	32,000
<i>Other Services</i>	18,300