

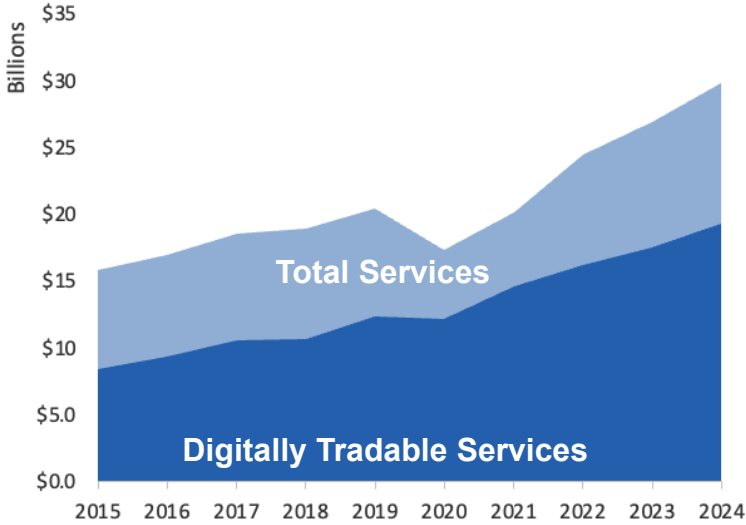
U.S. Services Supply the World

Ohio has seen a rise in services exports, boosting state economic growth and jobs. In 2024, U.S. services exports neared \$1.2 trillion and the U.S. services trade surplus was \$293 billion.

U.S. services industries are the most competitive and innovative in the world. They provide new economic opportunities and contribute to the successful production of manufacturing and agriculture in the United States and abroad.

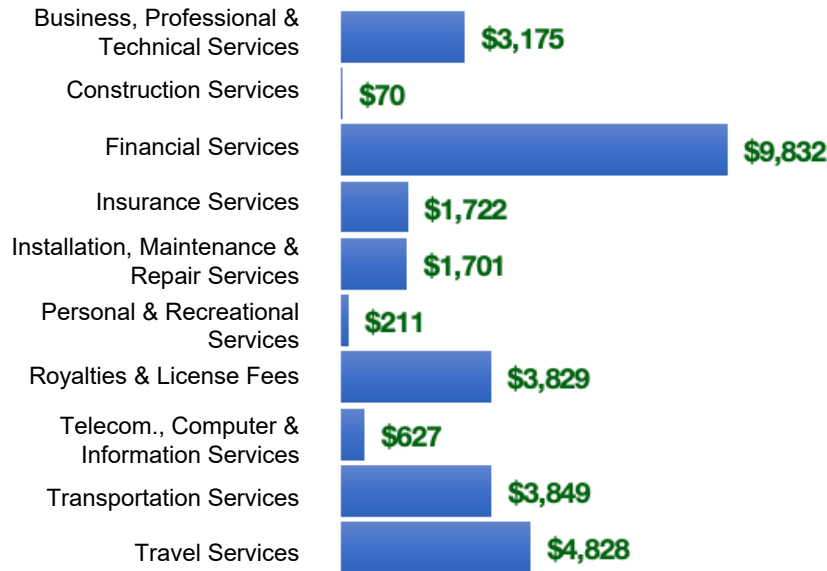
Type	2015	2019	2020	2024
Total Services	\$16B	\$20B	\$17B	\$30B
Digitally Tradable	\$8.4B	\$12B	\$12B	\$19B

Ohio Services Exports



Ohio Services Exports Support 150,000 Jobs, Including 73,900 from Digitally Tradable Services

OH Services Exports by Sector, 2024 (\$ millions)



OH Services Exports to Select Markets, 2024

- To China:** \$1.6 billion in services exports supporting 10,480 jobs
- To Canada:** \$2.7 billion in services exports supporting 13,700 jobs
- To Mexico:** \$1.4 billion in services exports supporting 7,700 jobs

OH Digital Services Exports to Select Markets, 2024

- To EU:** \$5.1 billion in services exports supporting 18,600 jobs
- To UK:** \$2.4 billion in services exports supporting 9,410 jobs
- To Africa:** \$337 million in services exports supporting 1,390 jobs

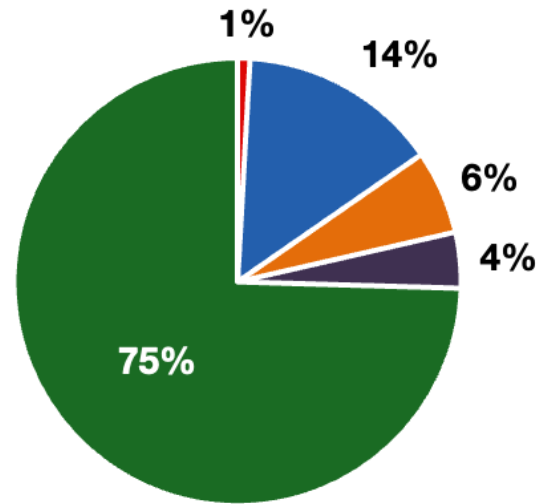
*Sources: National data from the U.S. Bureau of Economic Analysis, state export and jobs data from Trade Partnership Worldwide. Copyright 2026. The Coalition of Services Industries. All rights reserved.

OHIO

Services Fuel U.S. Jobs and Growth

Services fuel America’s economic growth and jobs, generating more than 79 percent of employment in the United States and 75 percent of GDP. Services are a major component of the manufacturing and agricultural sectors, and they boost the competitiveness of those sectors.

In Ohio, services accounted 75% percent of all jobs in 2024. The top services sector for employment was education services, health care and social assistance, which alone employed 1.5 million Ohio workers.



■ Services
 ■ Agriculture
 ■ Manufacturing
 ■ Construction
 ■ Public Administration

Ohio Services Industries Employ 4.4 million Workers

Ohio Jobs by Sector and Services Subsector, 2024

Agriculture, Forestry, & Mining	52,200
Construction	355,000
Manufacturing	847,000
Public Administration	236,240
Total Services	4.4 million
<i>Wholesale Trade</i>	114,000
<i>Retail Trade</i>	642,000
<i>Transportation, Warehousing, & Utilities</i>	331,000
<i>Information</i>	76,600
<i>Finance, Insurance, & Real Estate</i>	381,000
<i>Professional, Scientific, & Management</i>	607,000
<i>Education, Health Care, & Social Assistance</i>	1.5 million
<i>Arts, Entertainment, Accommodation, & Food</i>	499,000
<i>Other Services</i>	263,000