

U.S. SERVICES EXPORTS BOOSTING THE ECONOMY

OHIO'S 7TH DISTRICT

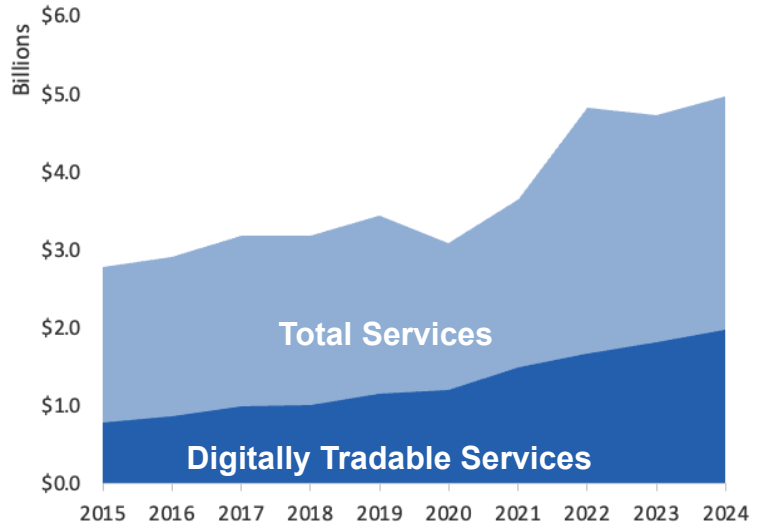
U.S. Services Supply the World

OH-7 has seen a rise in services exports, boosting state economic growth and jobs. In 2024, U.S. services exports neared \$1.2 trillion and the U.S. services trade surplus was \$293 billion.

U.S. services industries are the most competitive and innovative in the world. They provide new economic opportunities and contribute to the successful production of manufacturing and agriculture in the United States and abroad.

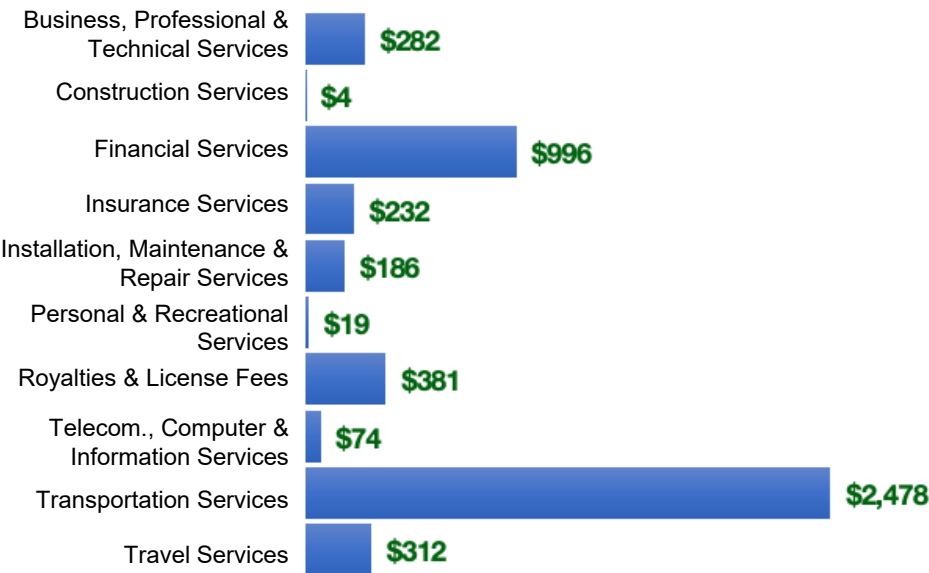
Type	2015	2019	2020	2024
Total Services	\$2.8B	\$3.4B	\$3.1B	\$5.0B
Digitally Tradable	\$782M	\$1.2B	\$1.2B	\$2.0B

OH-7 Services Exports



OH-7 Services Exports Support 21,000 Jobs, Including 7,620 from Digitally Tradable Services

OH-7 Services Exports by Sector, 2024 (\$ millions)



OH-7 Services Exports to Select Markets, 2024

- To China:** \$191 million in services exports supporting 860 jobs
- To Canada:** \$761 million in services exports supporting 3,100 jobs
- To Mexico:** \$247 million in services exports supporting 1,100 jobs

OH-7 Digital Services Exports to Select Markets, 2024

- To EU:** \$515 million in services exports supporting 1,900 jobs
- To UK:** \$256 million in services exports supporting 1,000 jobs
- To Africa:** \$33 million in services exports supporting 140 jobs

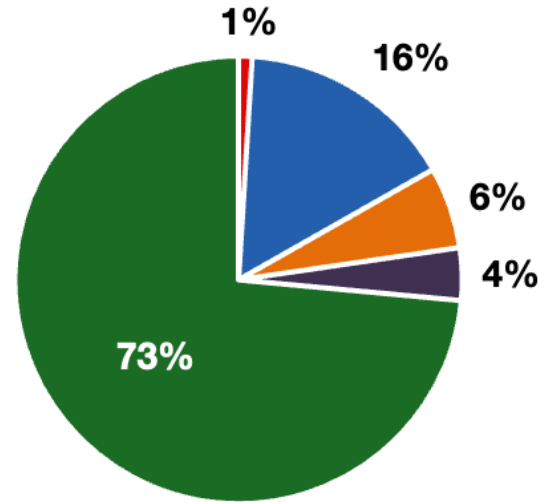
*Sources: National data from the U.S. Bureau of Economic Analysis, district export and jobs data from Trade Partnership Worldwide. Copyright 2026. The Coalition of Services Industries. All rights reserved.

OHIO'S 7TH DISTRICT

Services Fuel U.S. Jobs and Growth

Services fuel America's economic growth and jobs, generating more than 79 percent of employment in the United States and 75 percent of GDP. Services are a major component of the manufacturing and agricultural sectors, and they boost the competitiveness of those sectors.

In OH-7, services accounted 73% percent of all jobs in 2024. The top services sector for employment was education services, health care and social assistance, which alone employed 93,400 OH-7 workers.



■ Services
 ■ Agriculture
 ■ Manufacturing
 ■ Construction
 ■ Public Administration

OH-7 Services Industries Employ 298,000 Workers

OH-7 Jobs by Sector and Services Subsector, 2024

Agriculture, Forestry, & Mining	3,950
Construction	23,900
Manufacturing	64,100
Public Administration	15,300
Total Services	298,000
<i>Wholesale Trade</i>	9,270
<i>Retail Trade</i>	41,200
<i>Transportation, Warehousing, & Utilities</i>	18,400
<i>Information</i>	5,450
<i>Finance, Insurance, & Real Estate</i>	34,200
<i>Professional, Scientific, & Management</i>	43,700
<i>Education, Health Care, & Social Assistance</i>	93,400
<i>Arts, Entertainment, Accommodation, & Food</i>	32,700
<i>Other Services</i>	19,400