

U.S. SERVICES EXPORTS BOOSTING THE ECONOMY

OHIO'S 6TH DISTRICT

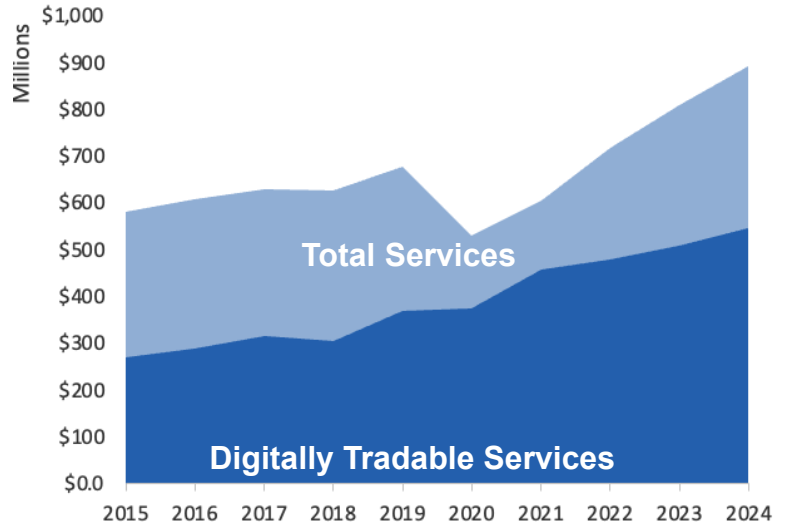
U.S. Services Supply the World

OH-6 has seen a rise in services exports, boosting state economic growth and jobs. In 2024, U.S. services exports neared \$1.2 trillion and the U.S. services trade surplus was \$293 billion.

U.S. services industries are the most competitive and innovative in the world. They provide new economic opportunities and contribute to the successful production of manufacturing and agriculture in the United States and abroad.

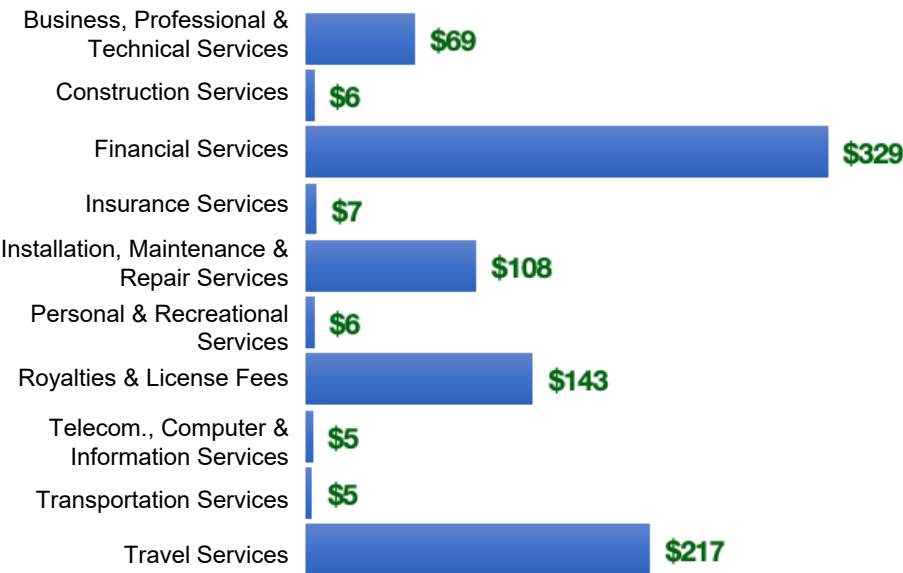
Type	2015	2019	2020	2024
Total Services	\$582M	\$679M	\$530M	\$894M
Digitally Tradable	\$271M	\$369M	\$375M	\$546M

OH-6 Services Exports



OH-6 Services Exports Support 4,820 Jobs, Including 1,940 from Digitally Tradable Services

OH-6 Services Exports by Sector, 2024 (\$ millions)



OH-6 Services Exports to Select Markets, 2024

- To China:** \$49 million in services exports supporting 290 jobs
- To Canada:** \$69 million in services exports supporting 450 jobs
- To Mexico:** \$52 million in services exports supporting 330 jobs

OH-6 Digital Services Exports to Select Markets, 2024

- To EU:** \$150 million in services exports supporting 490 jobs
- To UK:** \$69 million in services exports supporting 260 jobs
- To Africa:** \$8.9 million in services exports supporting 30 jobs

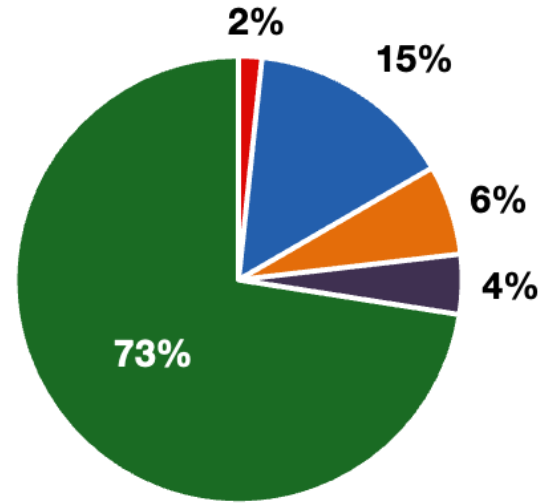
*Sources: National data from the U.S. Bureau of Economic Analysis, district export and jobs data from Trade Partnership Worldwide. Copyright 2026. The Coalition of Services Industries. All rights reserved.

OHIO'S 6TH DISTRICT

Services Fuel U.S. Jobs and Growth

Services fuel America's economic growth and jobs, generating more than 79 percent of employment in the United States and 75 percent of GDP. Services are a major component of the manufacturing and agricultural sectors, and they boost the competitiveness of those sectors.

In OH-6, services accounted 73% percent of all jobs in 2024. The top services sector for employment was education services, health care and social assistance, which alone employed 94,600 OH-6 workers.



■ Services
 ■ Agriculture
 ■ Manufacturing
 ■ Construction
 ■ Public Administration

OH-6 Services Industries Employ 255,000 Workers

OH-6 Jobs by Sector and Services Subsector, 2024

Agriculture, Forestry, & Mining	5,900
Construction	22,900
Manufacturing	52,700
Public Administration	15,200
Total Services	255,000
<i>Wholesale Trade</i>	6,490
<i>Retail Trade</i>	42,200
<i>Transportation, Warehousing, & Utilities</i>	20,600
<i>Information</i>	4,470
<i>Finance, Insurance, & Real Estate</i>	15,100
<i>Professional, Scientific, & Management</i>	28,700
<i>Education, Health Care, & Social Assistance</i>	94,600
<i>Arts, Entertainment, Accommodation, & Food</i>	27,800
<i>Other Services</i>	15,100