

U.S. SERVICES EXPORTS BOOSTING THE ECONOMY

OHIO'S 1ST DISTRICT

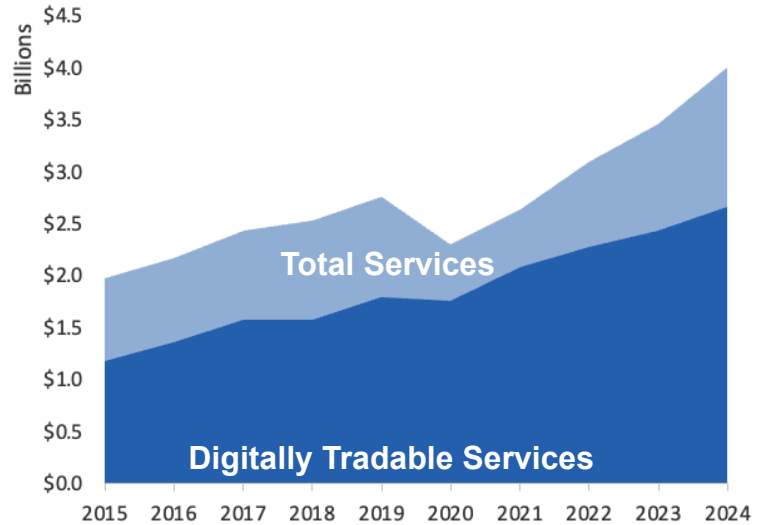
U.S. Services Supply the World

OH-1 has seen a rise in services exports, boosting state economic growth and jobs. In 2024, U.S. services exports neared \$1.2 trillion and the U.S. services trade surplus was \$293 billion.

U.S. services industries are the most competitive and innovative in the world. They provide new economic opportunities and contribute to the successful production of manufacturing and agriculture in the United States and abroad.

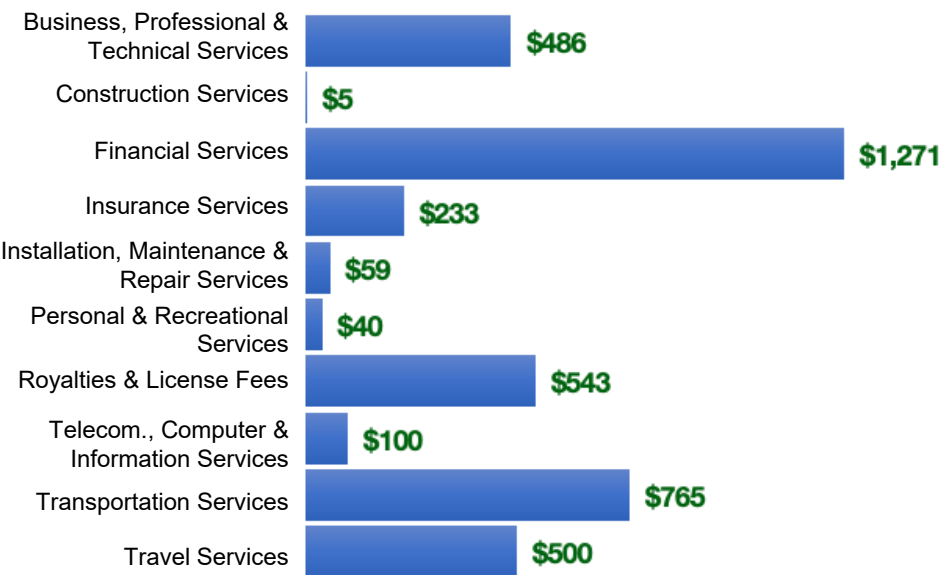
Type	2015	2019	2020	2024
Total Services	\$2.0B	\$2.8B	\$2.3B	\$4.0B
Digitally Tradable	\$1.2B	\$1.8B	\$1.8B	\$2.7B

OH-1 Services Exports



OH-1 Services Exports Support **18,600** Jobs, Including **10,200** from Digitally Tradable Services

OH-1 Services Exports by Sector, 2024 (\$ millions)



OH-1 Services Exports to Select Markets, 2024

- To China:** \$192 million in services exports supporting 1,200 jobs
- To Canada:** \$272 million in services exports supporting 1,400 jobs
- To Mexico:** \$134 million in services exports supporting 720 jobs

OH-1 Digital Services Exports to Select Markets, 2024

- To EU:** \$746 million in services exports supporting 2,700 jobs
- To UK:** \$349 million in services exports supporting 1,400 jobs
- To Africa:** \$37 million in services exports supporting 160 jobs

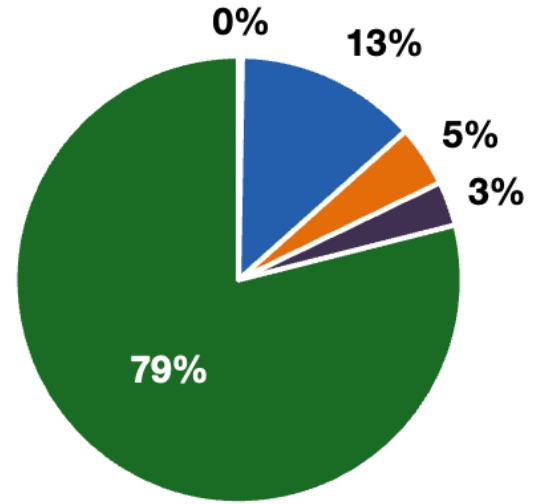
*Sources: National data from the U.S. Bureau of Economic Analysis, district export and jobs data from Trade Partnership Worldwide. Copyright 2026. The Coalition of Services Industries. All rights reserved.

OHIO'S 1ST DISTRICT

Services Fuel U.S. Jobs and Growth

Services fuel America's economic growth and jobs, generating more than 79 percent of employment in the United States and 75 percent of GDP. Services are a major component of the manufacturing and agricultural sectors, and they boost the competitiveness of those sectors.

In OH-1, services accounted 79% percent of all jobs in 2024. The top services sector for employment was education services, health care and social assistance, which alone employed 103,000 OH-1 workers.



■ Services
 ■ Agriculture
 ■ Manufacturing
 ■ Construction
 ■ Public Administration

OH-1 Services Industries Employ 328,000 Workers

OH-1 Jobs by Sector and Services Subsector, 2024

Agriculture, Forestry, & Mining	1,130
Construction	18,400
Manufacturing	54,600
Public Administration	13,300
Total Services	328,000
<i>Wholesale Trade</i>	8,980
<i>Retail Trade</i>	44,000
<i>Transportation, Warehousing, & Utilities</i>	15,300
<i>Information</i>	4,620
<i>Finance, Insurance, & Real Estate</i>	32,700
<i>Professional, Scientific, & Management</i>	62,200
<i>Education, Health Care, & Social Assistance</i>	103,000
<i>Arts, Entertainment, Accommodation, & Food</i>	42,300
<i>Other Services</i>	15,000