

## NEW YORK'S 4<sup>TH</sup> DISTRICT

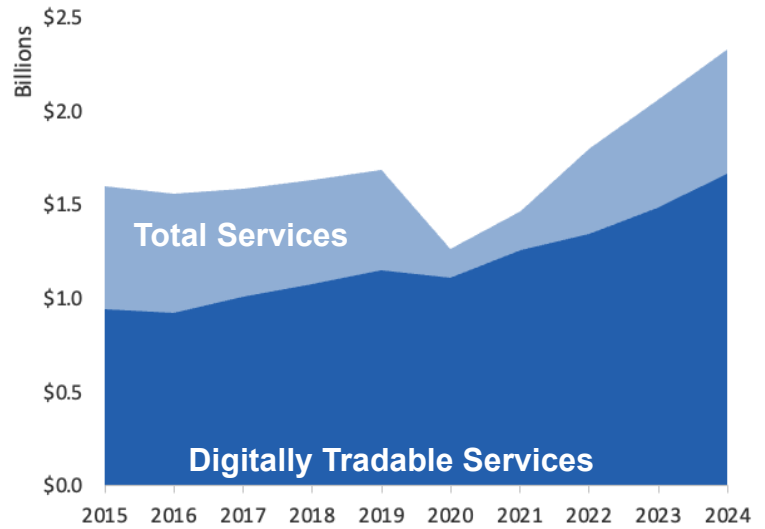
### U.S. Services Supply the World

NY-4 has seen a rise in services exports, boosting state economic growth and jobs. In 2024, U.S. services exports neared \$1.2 trillion and the U.S. services trade surplus was \$293 billion.

U.S. services industries are the most competitive and innovative in the world. They provide new economic opportunities and contribute to the successful production of manufacturing and agriculture in the United States and abroad.

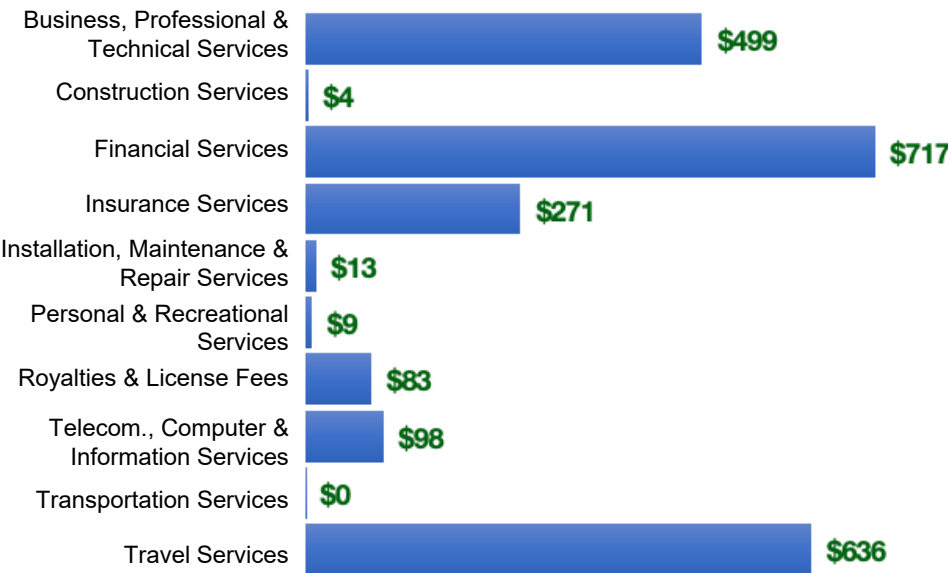
Type	2015	2019	2020	2024
Total Services	\$1.6B	\$1.7B	\$1.3B	\$2.3B
Digitally Tradable	\$945M	\$1.1B	\$1.1B	\$1.7B

### NY-4 Services Exports



### NY-4 Services Exports Support 14,500 Jobs, Including 7,400 from Digitally Tradable Services

#### NY-4 Services Exports by Sector, 2024 (\$ millions)



#### NY-4 Services Exports to Select Markets, 2024

- To China:** \$113 million in services exports supporting 910 jobs
- To Canada:** \$208 million in services exports supporting 1,400 jobs
- To Mexico:** \$135 million in services exports supporting 920 jobs

#### NY-4 Digital Services Exports to Select Markets, 2024

- To EU:** \$375 million in services exports supporting 1,800 jobs
- To UK:** \$224 million in services exports supporting 990 jobs
- To Africa:** \$36 million in services exports supporting 150 jobs

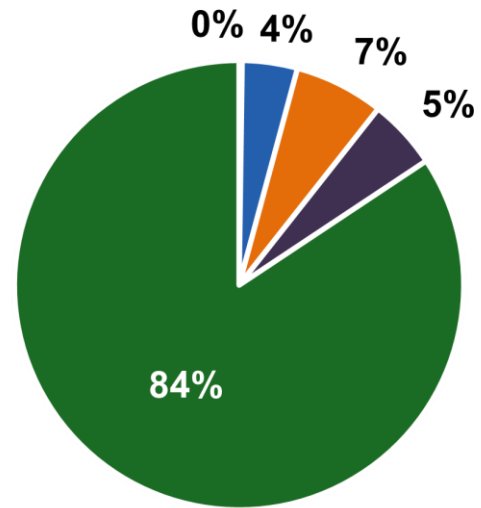
\*Sources: National data from the U.S. Bureau of Economic Analysis, district export and jobs data from Trade Partnership Worldwide. Copyright 2026. The Coalition of Services Industries. All rights reserved.

## NEW YORK'S 4<sup>TH</sup> DISTRICT

### Services Fuel U.S. Jobs and Growth

Services fuel America's economic growth and jobs, generating more than 79 percent of employment in the United States and 75 percent of GDP. Services are a major component of the manufacturing and agricultural sectors, and they boost the competitiveness of those sectors.

In NY-4, services accounted 84% percent of all jobs in 2024. The top services sector for employment was education services, health care and social assistance, which alone employed 133,000 NY-4 workers.



■ Services 
 ■ Agriculture 
 ■ Manufacturing 
 ■ Construction 
 ■ Public Administration

### NY-4 Services Industries Employ 334,000 Workers

#### NY-4 Jobs by Sector and Services Subsector, 2024

Agriculture, Forestry, & Mining	870
Construction	25,500
Manufacturing	15,700
Public Administration	20,000
<b>Total Services</b>	<b>334,000</b>
<i>Wholesale Trade</i>	6,910
<i>Retail Trade</i>	34,800
<i>Transportation, Warehousing, &amp; Utilities</i>	26,900
<i>Information</i>	9,050
<i>Finance, Insurance, &amp; Real Estate</i>	31,300
<i>Professional, Scientific, &amp; Management</i>	52,500
<i>Education, Health Care, &amp; Social Assistance</i>	133,000
<i>Arts, Entertainment, Accommodation, &amp; Food</i>	24,700
<i>Other Services</i>	15,000