

## NEVADA

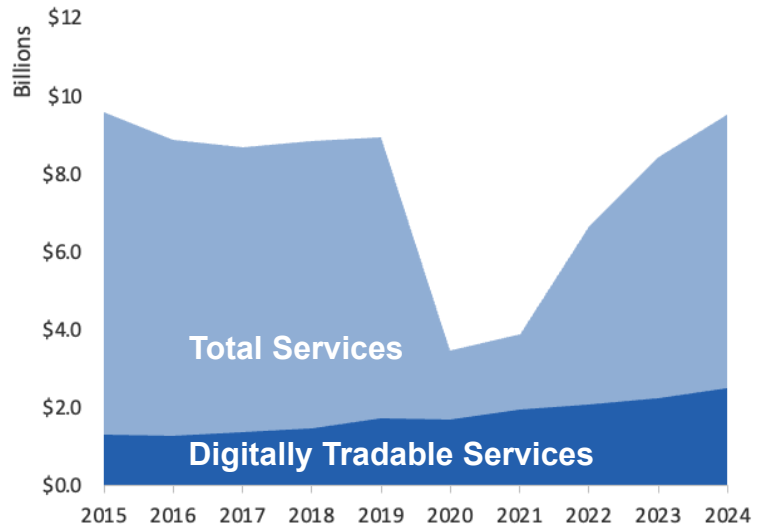
### U.S. Services Supply the World

Nevada has seen a rise in services exports, boosting state economic growth and jobs. In 2024, U.S. services exports neared \$1.2 trillion and the U.S. services trade surplus was \$293 billion.

U.S. services industries are the most competitive and innovative in the world. They provide new economic opportunities and contribute to the successful production of manufacturing and agriculture in the United States and abroad.

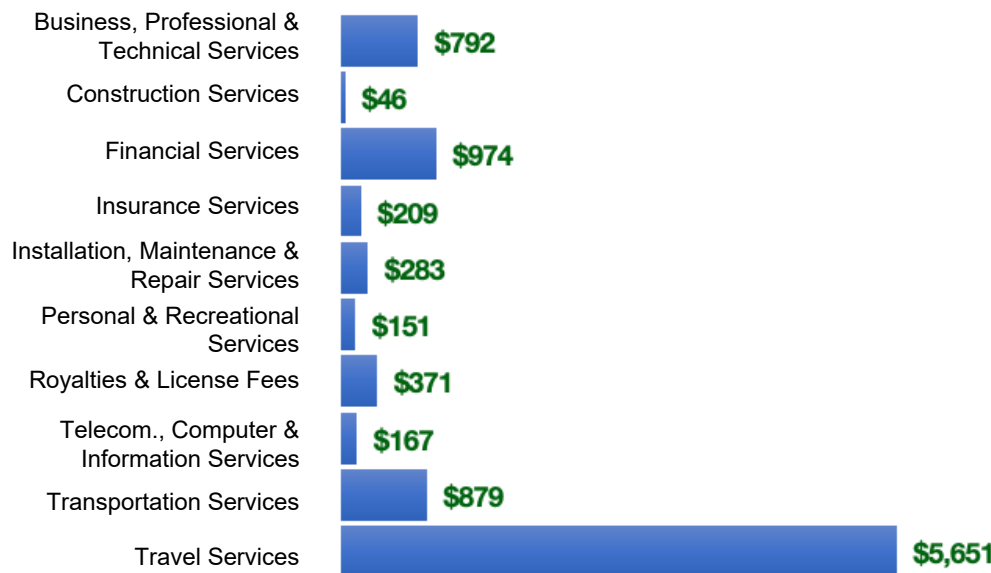
Type	2015	2019	2020	2024
Total Services	\$9.6B	\$9.0B	\$3.5B	\$9.5B
Digitally Tradable	\$1.3B	\$1.7B	\$1.7B	\$2.5B

### Nevada Services Exports



Nevada Services Exports Support **76,400** Jobs, Including **10,300** from Digitally Tradable Services

### NV Services Exports by Sector, 2024 (\$ millions)



### NV Services Exports to Select Markets, 2024

- To China:** \$535 million in services exports supporting 4,630 jobs
- To Canada:** \$998 million in services exports supporting 9,200 jobs
- To Mexico:** \$962 million in services exports supporting 7,590 jobs

### NV Digital Services Exports to Select Markets, 2024

- To EU:** \$511 million in services exports supporting 2,060 jobs
- To UK:** \$269 million in services exports supporting 1,150 jobs
- To Africa:** \$72 million in services exports supporting 320 jobs

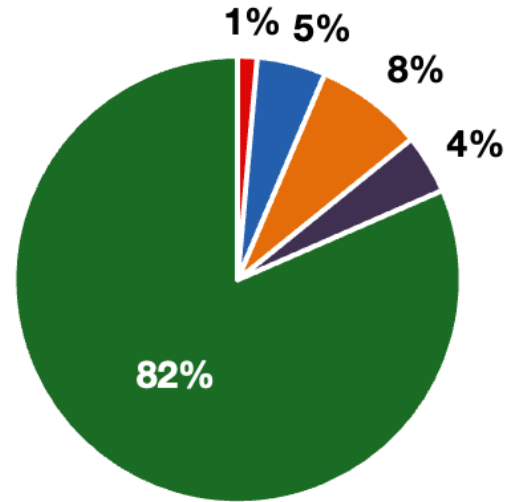
\*Sources: National data from the U.S. Bureau of Economic Analysis, state export and jobs data from Trade Partnership Worldwide. Copyright 2026. The Coalition of Services Industries. All rights reserved.

## NEVADA

### Services Fuel U.S. Jobs and Growth

Services fuel America’s economic growth and jobs, generating more than 79 percent of employment in the United States and 75 percent of GDP. Services are a major component of the manufacturing and agricultural sectors, and they boost the competitiveness of those sectors.

In Nevada, services accounted 82% percent of all jobs in 2024. The top services sector for employment was arts, entertainment, accommodation and food services, which alone employed 322,010 Nevada workers.



■ Services 
 ■ Agriculture 
 ■ Manufacturing 
 ■ Construction 
 ■ Public Administration

## Nevada Services Industries Employ 1.3 million Workers

### Nevada Jobs by Sector and Services Subsector, 2024

Agriculture, Forestry, & Mining	<b>22,600</b>
Construction	<b>125,000</b>
Manufacturing	<b>79,500</b>
Public Administration	<b>68,330</b>
<b>Total Services</b>	<b>1.3 million</b>
<i>Wholesale Trade</i>	<b>30,000</b>
<i>Retail Trade</i>	<b>168,000</b>
<i>Transportation, Warehousing, &amp; Utilities</i>	<b>121,000</b>
<i>Information</i>	<b>22,500</b>
<i>Finance, Insurance, &amp; Real Estate</i>	<b>88,600</b>
<i>Professional, Scientific, &amp; Management</i>	<b>205,000</b>
<i>Education, Health Care, &amp; Social Assistance</i>	<b>275,000</b>
<i>Arts, Entertainment, Accommodation, &amp; Food</i>	<b>322,000</b>
<i>Other Services</i>	<b>71,600</b>