

NEVADA'S 1ST DISTRICT

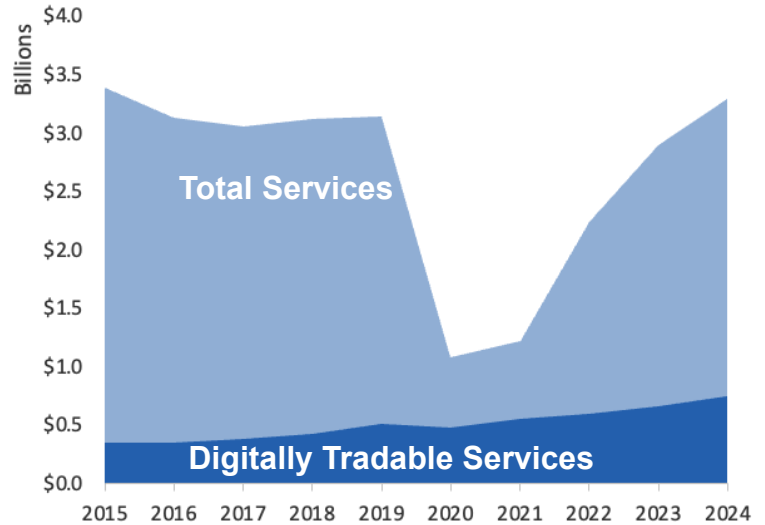
U.S. Services Supply the World

NV-1 has seen a rise in services exports, boosting state economic growth and jobs. In 2024, U.S. services exports neared \$1.2 trillion and the U.S. services trade surplus was \$293 billion.

U.S. services industries are the most competitive and innovative in the world. They provide new economic opportunities and contribute to the successful production of manufacturing and agriculture in the United States and abroad.

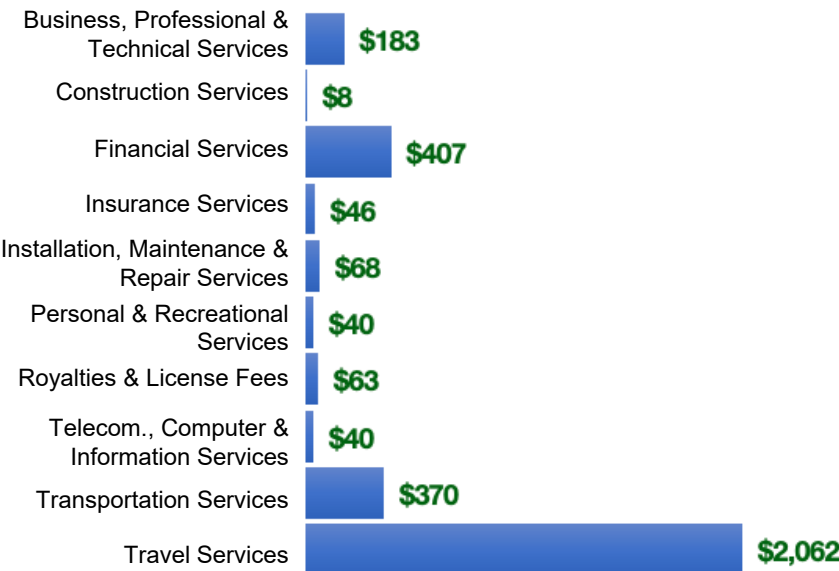
Type	2015	2019	2020	2024
Total Services	\$3.4B	\$3.1B	\$1.1B	\$3.3B
Digitally Tradable	\$350M	\$511M	\$475M	\$745M

NV-1 Services Exports



NV-1 Services Exports Support 27,200 Jobs, Including 3,050 from Digitally Tradable Services

NV-1 Services Exports by Sector, 2024 (\$ millions)



NV-1 Services Exports to Select Markets, 2024

- To China:** \$187 million in services exports supporting 1,700 jobs
- To Canada:** \$341 million in services exports supporting 3,300 jobs
- To Mexico:** \$340 million in services exports supporting 2,700 jobs

NV-1 Digital Services Exports to Select Markets, 2024

- To EU:** \$145 million in services exports supporting 590 jobs
- To UK:** \$78 million in services exports supporting 330 jobs
- To Africa:** \$24 million in services exports supporting 100 jobs

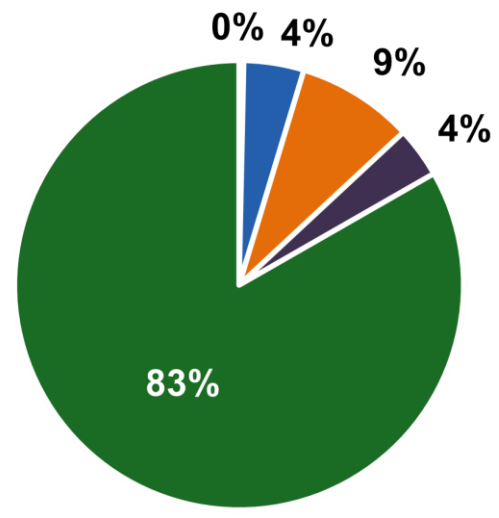
*Sources: National data from the U.S. Bureau of Economic Analysis, district export and jobs data from Trade Partnership Worldwide. Copyright 2026. The Coalition of Services Industries. All rights reserved.

NEVADA'S 1ST DISTRICT

Services Fuel U.S. Jobs and Growth

Services fuel America's economic growth and jobs, generating more than 79 percent of employment in the United States and 75 percent of GDP. Services are a major component of the manufacturing and agricultural sectors, and they boost the competitiveness of those sectors.

In NV-1, services accounted 83% percent of all jobs in 2024. The top services sector for employment was arts, entertainment, accommodation and food services, which alone employed 90,000 NV-1 workers.



NV-1 Services Industries Employ 322,000 Workers

NV-1 Jobs by Sector and Services Subsector, 2024

Agriculture, Forestry, & Mining	1,290
Construction	32,500
Manufacturing	16,800
Public Administration	14,100
Total Services	322,000
<i>Wholesale Trade</i>	<i>6,040</i>
<i>Retail Trade</i>	<i>43,700</i>
<i>Transportation, Warehousing, & Utilities</i>	<i>31,600</i>
<i>Information</i>	<i>5,400</i>
<i>Finance, Insurance, & Real Estate</i>	<i>21,200</i>
<i>Professional, Scientific, & Management</i>	<i>45,600</i>
<i>Education, Health Care, & Social Assistance</i>	<i>62,400</i>
<i>Arts, Entertainment, Accommodation, & Food</i>	<i>90,000</i>
<i>Other Services</i>	<i>16,200</i>

* Sources: U.S. Census Bureau, American Community Survey
Copyright 2026. The Coalition of Services Industries. All rights reserved.

For more information on all 50 states, please visit servicescoalition.org/exports or email admin@uscsi.org