

## NEW MEXICO'S 1<sup>ST</sup> DISTRICT

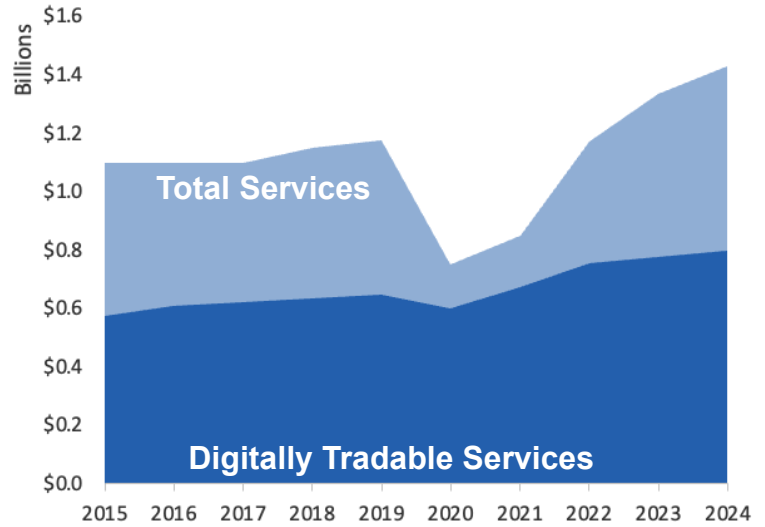
### U.S. Services Supply the World

NM-1 has seen a rise in services exports, boosting state economic growth and jobs. In 2024, U.S. services exports neared \$1.2 trillion and the U.S. services trade surplus was \$293 billion.

U.S. services industries are the most competitive and innovative in the world. They provide new economic opportunities and contribute to the successful production of manufacturing and agriculture in the United States and abroad.

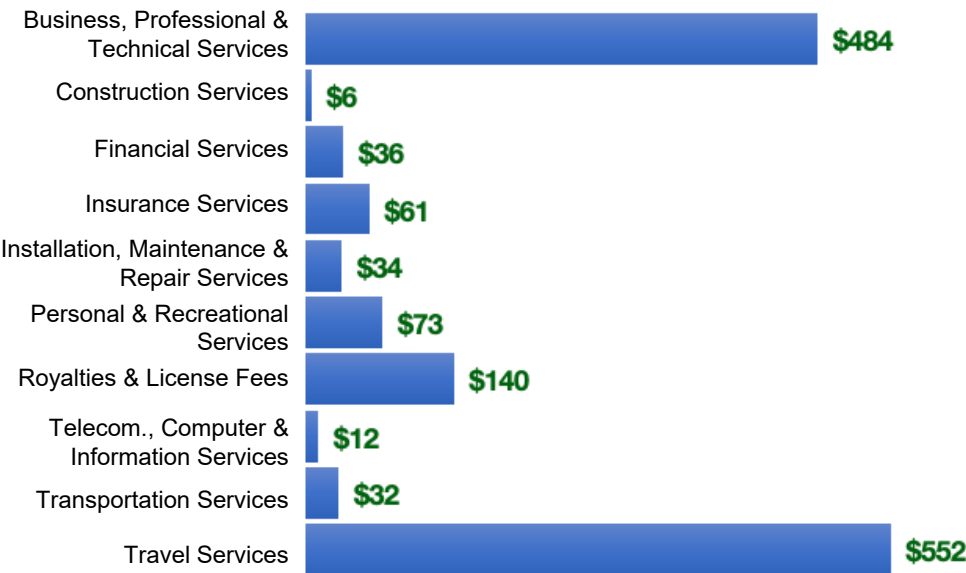
Type	2015	2019	2020	2024
Total Services	\$1.1B	\$1.2B	\$749M	\$1.4B
Digitally Tradable	\$576M	\$647M	\$598M	\$798M

### NM-1 Services Exports



NM-1 Services Exports Support **9,540** Jobs, Including **3,310** from Digitally Tradable Services

### NM-1 Services Exports by Sector, 2024 (\$ millions)



### NM-1 Services Exports to Select Markets, 2024

- To China:** \$68 million in services exports supporting 570 jobs
- To Canada:** \$122 million in services exports supporting 970 jobs
- To Mexico:** \$95 million in services exports supporting 730 jobs

### NM-1 Digital Services Exports to Select Markets, 2024

- To EU:** \$232 million in services exports supporting 960 jobs
- To UK:** \$103 million in services exports supporting 430 jobs
- To Africa:** \$10 million in services exports supporting 40 jobs

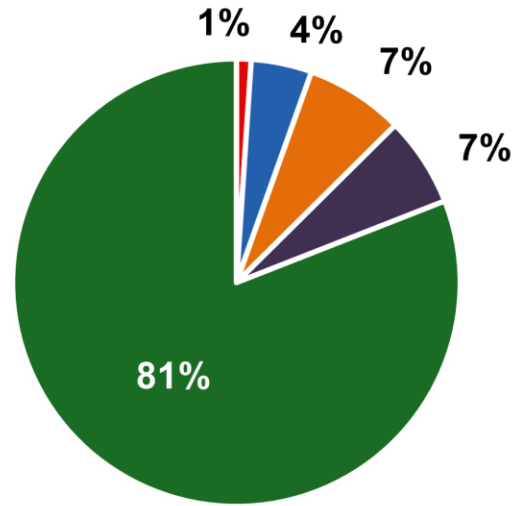
\*Sources: National data from the U.S. Bureau of Economic Analysis, district export and jobs data from Trade Partnership Worldwide. Copyright 2026. The Coalition of Services Industries. All rights reserved.

# NEW MEXICO'S 1<sup>ST</sup> DISTRICT

## Services Fuel U.S. Jobs and Growth

Services fuel America's economic growth and jobs, generating more than 79 percent of employment in the United States and 75 percent of GDP. Services are a major component of the manufacturing and agricultural sectors, and they boost the competitiveness of those sectors.

In NM-1, services accounted 81% percent of all jobs in 2024. The top services sector for employment was education services, health care and social assistance, which alone employed 86,600 NM-1 workers.



■ Services ■ Agriculture ■ Manufacturing ■ Construction ■ Public Administration

## NM-1 Services Industries Employ 277,000 Workers

### NM-1 Jobs by Sector and Services Subsector, 2024

Agriculture, Forestry, & Mining	3,620
Construction	24,300
Manufacturing	15,000
Public Administration	22,200
<b>Total Services</b>	<b>277,000</b>
<i>Wholesale Trade</i>	4,740
<i>Retail Trade</i>	36,500
<i>Transportation, Warehousing, &amp; Utilities</i>	16,300
<i>Information</i>	6,600
<i>Finance, Insurance, &amp; Real Estate</i>	20,900
<i>Professional, Scientific, &amp; Management</i>	57,800
<i>Education, Health Care, &amp; Social Assistance</i>	86,600
<i>Arts, Entertainment, Accommodation, &amp; Food</i>	34,300
<i>Other Services</i>	13,000