

NEW JERSEY'S 10TH DISTRICT

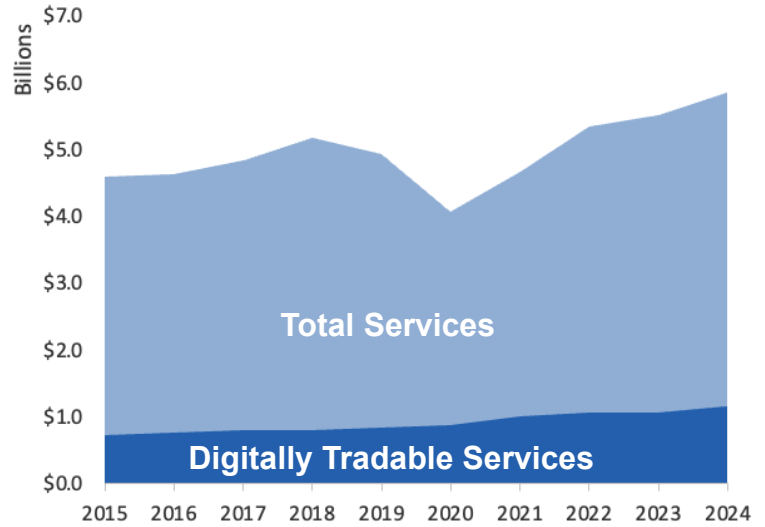
U.S. Services Supply the World

NJ-10 has seen a rise in services exports, boosting state economic growth and jobs. In 2024, U.S. services exports neared \$1.2 trillion and the U.S. services trade surplus was \$293 billion.

U.S. services industries are the most competitive and innovative in the world. They provide new economic opportunities and contribute to the successful production of manufacturing and agriculture in the United States and abroad.

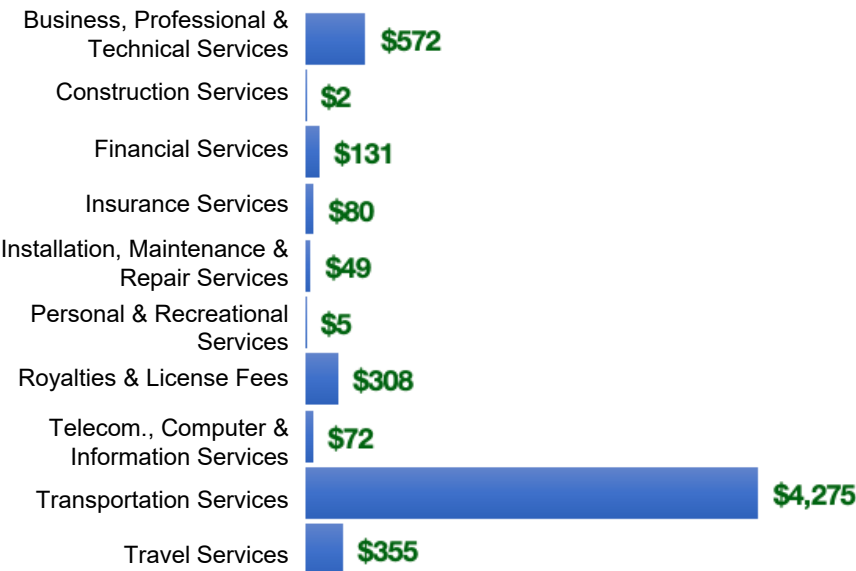
Type	2015	2019	2020	2024
Total Services	\$4.6B	\$4.9B	\$4.1B	\$5.8B
Digitally Tradable	\$720M	\$847M	\$874M	\$1.2B

NJ-10 Services Exports



NJ-10 Services Exports Support **23,000** Jobs, Including **5,270** from Digitally Tradable Services

NJ-10 Services Exports by Sector, 2024 (\$ millions)



NJ-10 Services Exports to Select Markets, 2024

- To China:** \$266 million in services exports supporting 1,400 jobs
- To Canada:** \$198 million in services exports supporting 940 jobs
- To Mexico:** \$133 million in services exports supporting 610 jobs

NJ-10 Digital Services Exports to Select Markets, 2024

- To EU:** \$386 million in services exports supporting 1,700 jobs
- To UK:** \$107 million in services exports supporting 520 jobs
- To Africa:** \$12 million in services exports supporting 60 jobs

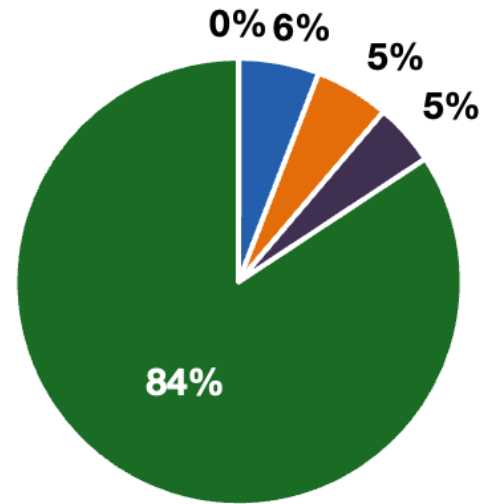
*Sources: National data from the U.S. Bureau of Economic Analysis, district export and jobs data from Trade Partnership Worldwide. Copyright 2026. The Coalition of Services Industries. All rights reserved.

NEW JERSEY'S 10TH DISTRICT

Services Fuel U.S. Jobs and Growth

Services fuel America's economic growth and jobs, generating more than 79 percent of employment in the United States and 75 percent of GDP. Services are a major component of the manufacturing and agricultural sectors, and they boost the competitiveness of those sectors.

In NJ-10, services accounted 84% percent of all jobs in 2024. The top services sector for employment was education services, health care and social assistance, which alone employed 108,000 NJ-10 workers.



■ Services
 ■ Agriculture
 ■ Manufacturing
 ■ Construction
 ■ Public Administration

NJ-10 Services Industries Employ 330,000 Workers

NJ-10 Jobs by Sector and Services Subsector, 2024

Agriculture, Forestry, & Mining	80
Construction	21,200
Manufacturing	22,800
Public Administration	17,600
Total Services	330,000
<i>Wholesale Trade</i>	8,760
<i>Retail Trade</i>	39,300
<i>Transportation, Warehousing, & Utilities</i>	36,800
<i>Information</i>	8,950
<i>Finance, Insurance, & Real Estate</i>	25,000
<i>Professional, Scientific, & Management</i>	51,600
<i>Education, Health Care, & Social Assistance</i>	108,000
<i>Arts, Entertainment, Accommodation, & Food</i>	33,200
<i>Other Services</i>	19,300