

U.S. SERVICES EXPORTS BOOSTING THE ECONOMY

NEW HAMPSHIRE

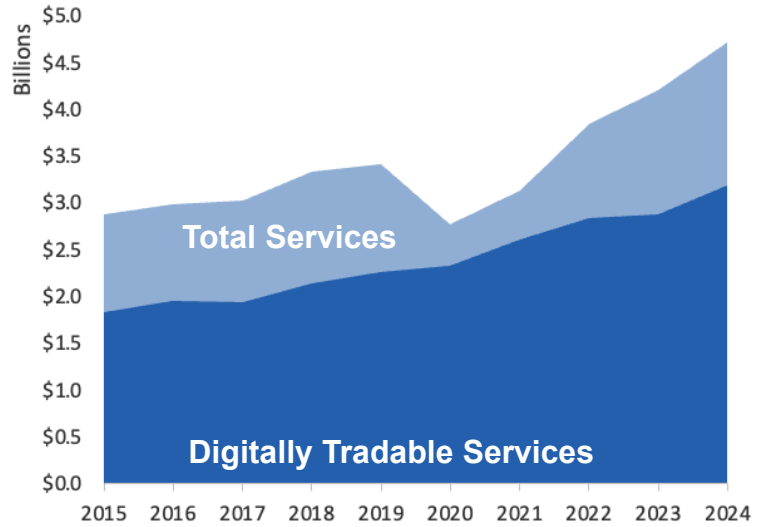
U.S. Services Supply the World

New Hampshire has seen a rise in services exports, boosting state economic growth and jobs. In 2024, U.S. services exports neared \$1.2 trillion and the U.S. services trade surplus was \$293 billion.

U.S. services industries are the most competitive and innovative in the world. They provide new economic opportunities and contribute to the successful production of manufacturing and agriculture in the United States and abroad.

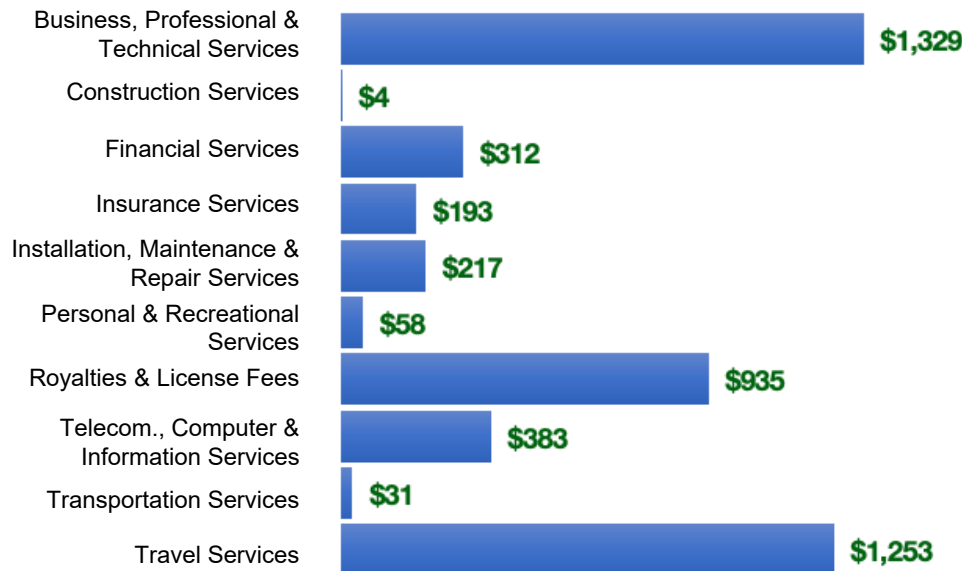
Type	2015	2019	2020	2024
Total Services	\$2.9B	\$3.4B	\$2.8B	\$4.7B
Digitally Tradable	\$1.8B	\$2.3B	\$2.3B	\$3.2B

New Hampshire Services Exports



New Hampshire Services Exports Support 29,100 Jobs, Including 14,400 from Digitally Tradable Services

NH Services Exports by Sector, 2024 (\$ millions)



NH Services Exports to Select Markets, 2024

- To China:** \$239 million in services exports supporting 1,780 jobs
- To Canada:** \$383 million in services exports supporting 2,690 jobs
- To Mexico:** \$239 million in services exports supporting 1,730 jobs

NH Digital Services Exports to Select Markets, 2024

- To EU:** \$1.0 billion in services exports supporting 4,530 jobs
- To UK:** \$283 million in services exports supporting 1,380 jobs
- To Africa:** \$38 million in services exports supporting 200 jobs

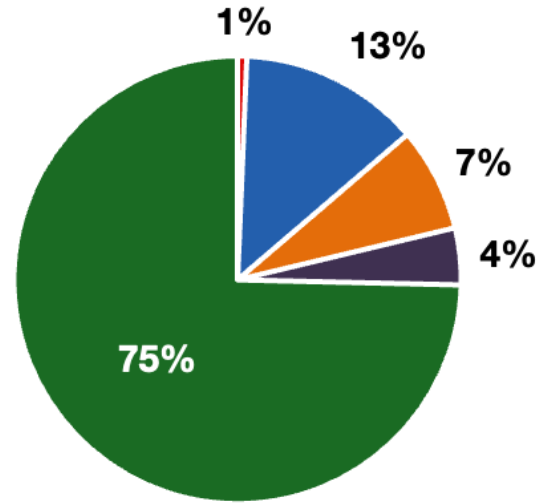
*Sources: National data from the U.S. Bureau of Economic Analysis, state export and jobs data from Trade Partnership Worldwide. Copyright 2026. The Coalition of Services Industries. All rights reserved.

NEW HAMPSHIRE

Services Fuel U.S. Jobs and Growth

Services fuel America’s economic growth and jobs, generating more than 79 percent of employment in the United States and 75 percent of GDP. Services are a major component of the manufacturing and agricultural sectors, and they boost the competitiveness of those sectors.

In New Hampshire, services accounted 75% percent of all jobs in 2024. The top services sector for employment was education services, health care and social assistance, which alone employed 192,810 New Hampshire workers.



■ Services
 ■ Agriculture
 ■ Manufacturing
 ■ Construction
 ■ Public Administration

New Hampshire Services Industries Employ 574,250 Workers

New Hampshire Jobs by Sector and Services Subsector, 2024

Agriculture, Forestry, & Mining	5,120
Construction	57,900
Manufacturing	101,000
Public Administration	31,560
Total Services	574,000
<i>Wholesale Trade</i>	13,700
<i>Retail Trade</i>	86,000
<i>Transportation, Warehousing, & Utilities</i>	29,900
<i>Information</i>	12,500
<i>Finance, Insurance, & Real Estate</i>	45,500
<i>Professional, Scientific, & Management</i>	99,100
<i>Education, Health Care, & Social Assistance</i>	193,000
<i>Arts, Entertainment, Accommodation, & Food</i>	58,100
<i>Other Services</i>	36,400