

U.S. SERVICES EXPORTS BOOSTING THE ECONOMY

NEBRASKA

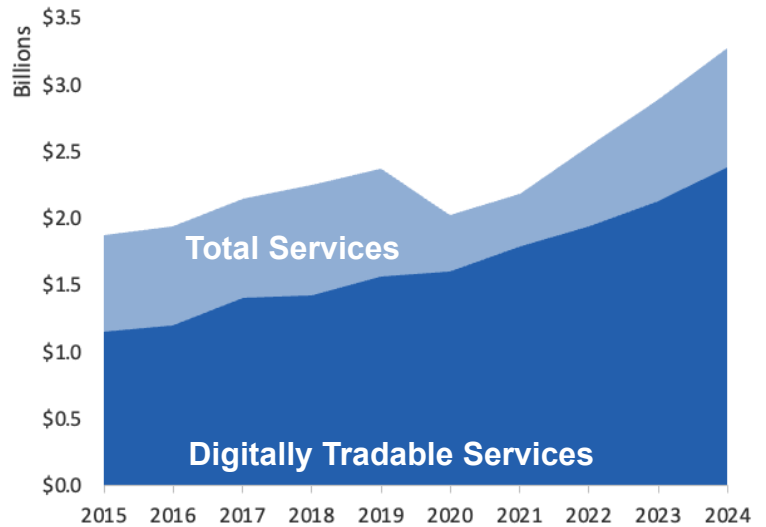
U.S. Services Supply the World

Nebraska has seen a rise in services exports, boosting state economic growth and jobs. In 2024, U.S. services exports neared \$1.2 trillion and the U.S. services trade surplus was \$293 billion.

U.S. services industries are the most competitive and innovative in the world. They provide new economic opportunities and contribute to the successful production of manufacturing and agriculture in the United States and abroad.

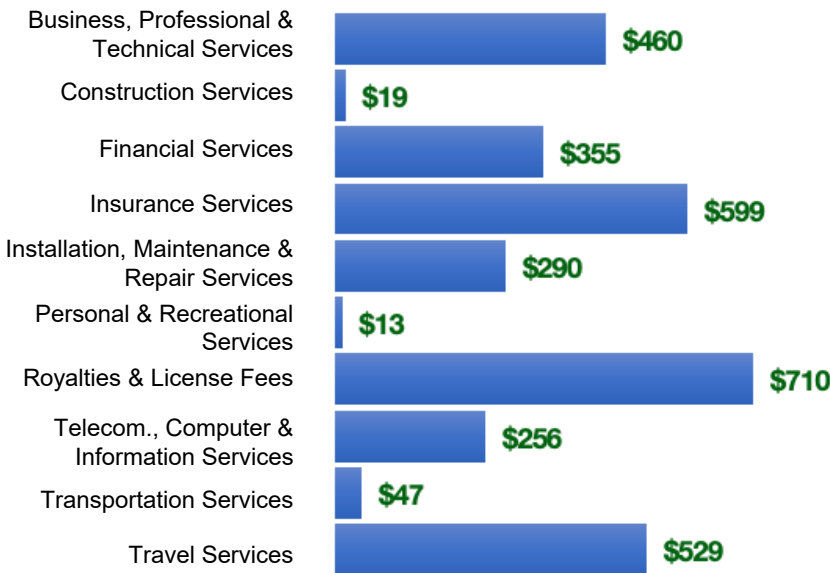
Type	2015	2019	2020	2024
Total Services	\$1.9B	\$2.4B	\$2.0B	\$3.3B
Digitally Tradable	\$1.2B	\$1.6B	\$1.6B	\$2.4B

Nebraska Services Exports



Nebraska Services Exports Support **17,000** Jobs, Including **9,260** from Digitally Tradable Services

NE Services Exports by Sector, 2024 (\$ millions)



NE Services Exports to Select Markets, 2024

- To China:** \$170 million in services exports supporting 1,160 jobs
- To Canada:** \$259 million in services exports supporting 1,480 jobs
- To Mexico:** \$140 million in services exports supporting 840 jobs

NE Digital Services Exports to Select Markets, 2024

- To EU:** \$666 million in services exports supporting 2,390 jobs
- To UK:** \$296 million in services exports supporting 1,250 jobs
- To Africa:** \$25 million in services exports supporting 110 jobs

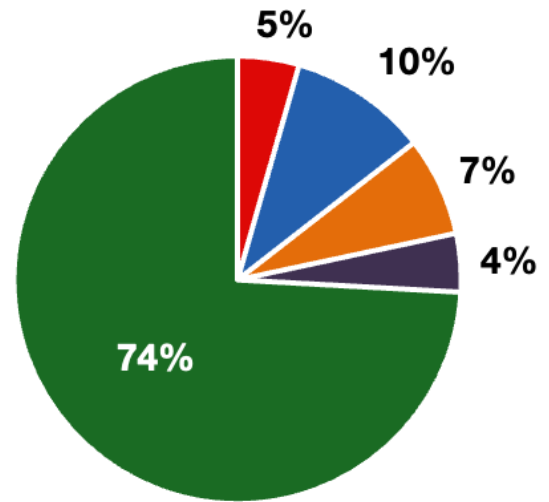
*Sources: National data from the U.S. Bureau of Economic Analysis, state export and jobs data from Trade Partnership Worldwide. Copyright 2026. The Coalition of Services Industries. All rights reserved.

NEBRASKA

Services Fuel U.S. Jobs and Growth

Services fuel America’s economic growth and jobs, generating more than 79 percent of employment in the United States and 75 percent of GDP. Services are a major component of the manufacturing and agricultural sectors, and they boost the competitiveness of those sectors.

In Nebraska, services accounted 74% percent of all jobs in 2024. The top services sector for employment was education services, health care and social assistance, which alone employed 258,540 Nebraska workers.



■ Services
 ■ Agriculture
 ■ Manufacturing
 ■ Construction
 ■ Public Administration

Nebraska Services Industries Employ 774,600 Workers

Nebraska Jobs by Sector and Services Subsector, 2024

Agriculture, Forestry, & Mining	46,500
Construction	75,000
Manufacturing	105,000
Public Administration	44,140
Total Services	775,000
<i>Wholesale Trade</i>	20,500
<i>Retail Trade</i>	107,000
<i>Transportation, Warehousing, & Utilities</i>	59,200
<i>Information</i>	15,700
<i>Finance, Insurance, & Real Estate</i>	81,400
<i>Professional, Scientific, & Management</i>	102,000
<i>Education, Health Care, & Social Assistance</i>	259,000
<i>Arts, Entertainment, Accommodation, & Food</i>	80,000
<i>Other Services</i>	50,500