

NEBRASKA'S 2ND DISTRICT

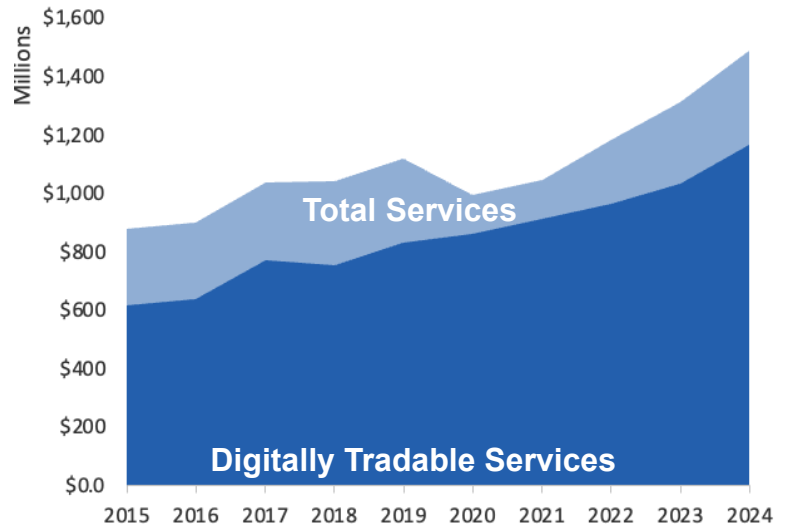
U.S. Services Supply the World

NE-2 has seen a rise in services exports, boosting state economic growth and jobs. In 2024, U.S. services exports neared \$1.2 trillion and the U.S. services trade surplus was \$293 billion.

U.S. services industries are the most competitive and innovative in the world. They provide new economic opportunities and contribute to the successful production of manufacturing and agriculture in the United States and abroad.

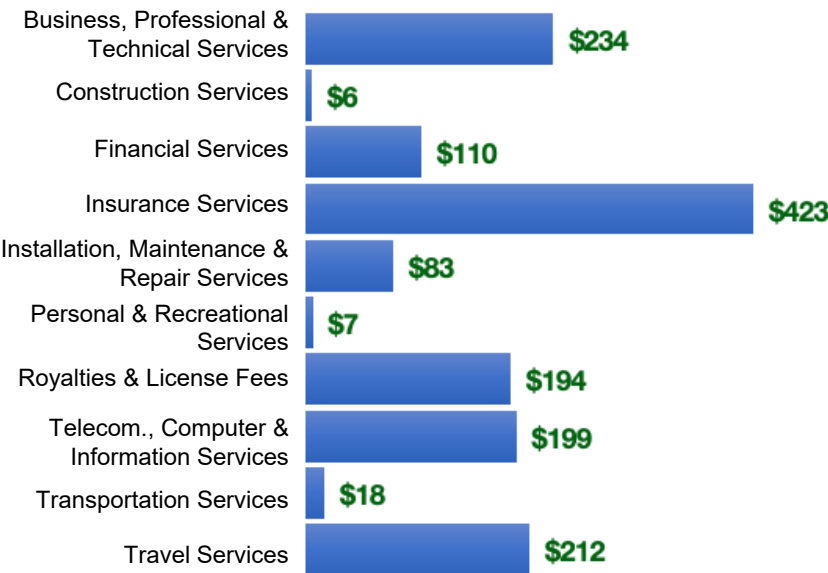
Type	2015	2019	2020	2024
Total Services	\$879M	\$1.1B	\$995M	\$1.5B
Digitally Tradable	\$616M	\$830M	\$860M	\$1.2B

NE-2 Services Exports



NE-2 Services Exports Support **7,740** Jobs, Including **4,930** from Digitally Tradable Services

NE-2 Services Exports by Sector, 2024 (\$ millions)



NE-2 Services Exports to Select Markets, 2024

- To China:** \$64 million in services exports supporting 420 jobs
- To Canada:** \$133 million in services exports supporting 740 jobs
- To Mexico:** \$62 million in services exports supporting 370 jobs

NE-2 Digital Services Exports to Select Markets, 2024

- To EU:** \$273 million in services exports supporting 1,100 jobs
- To UK:** \$168 million in services exports supporting 740 jobs
- To Africa:** \$13 million in services exports supporting 60 jobs

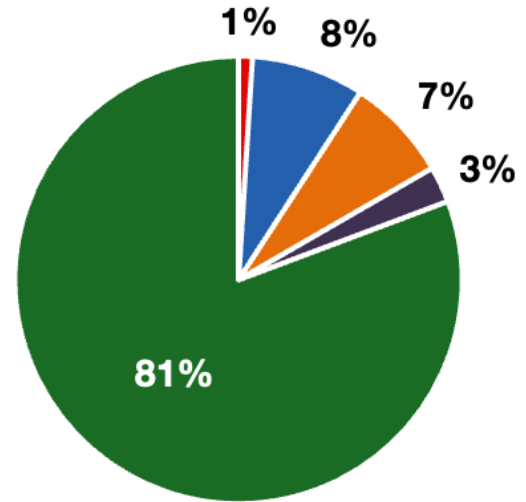
*Sources: National data from the U.S. Bureau of Economic Analysis, district export and jobs data from Trade Partnership Worldwide. Copyright 2026. The Coalition of Services Industries. All rights reserved.

NEBRASKA'S 2ND DISTRICT

Services Fuel U.S. Jobs and Growth

Services fuel America's economic growth and jobs, generating more than 79 percent of employment in the United States and 75 percent of GDP. Services are a major component of the manufacturing and agricultural sectors, and they boost the competitiveness of those sectors.

In NE-2, services accounted 81% percent of all jobs in 2024. The top services sector for employment was education services, health care and social assistance, which alone employed 92,900 NE-2 workers.



NE-2 Services Industries Employ **289,000** Workers

NE-2 Jobs by Sector and Services Subsector, 2024

Agriculture, Forestry, & Mining	3,560
Construction	26,800
Manufacturing	29,300
Public Administration	9,370
Total Services	289,000
<i>Wholesale Trade</i>	7,440
<i>Retail Trade</i>	37,400
<i>Transportation, Warehousing, & Utilities</i>	17,300
<i>Information</i>	7,340
<i>Finance, Insurance, & Real Estate</i>	38,500
<i>Professional, Scientific, & Management</i>	44,200
<i>Education, Health Care, & Social Assistance</i>	92,900
<i>Arts, Entertainment, Accommodation, & Food</i>	26,700
<i>Other Services</i>	17,000