

NEBRASKA'S 1ST DISTRICT

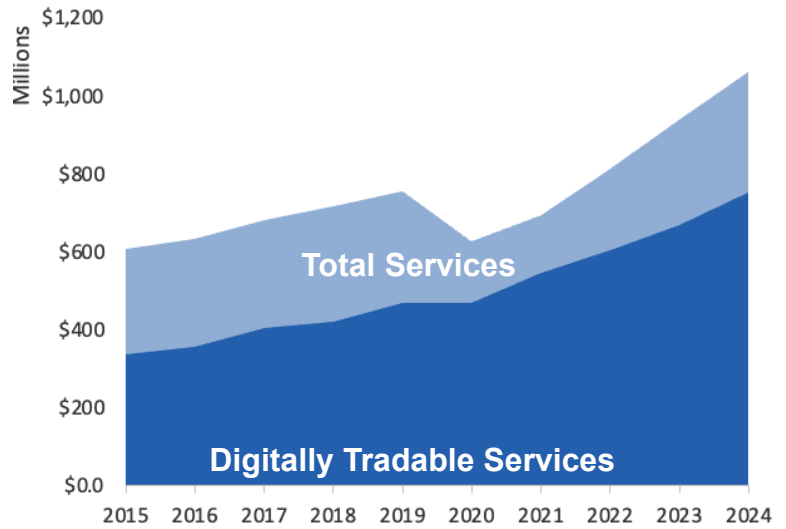
U.S. Services Supply the World

NE-1 has seen a rise in services exports, boosting state economic growth and jobs. In 2024, U.S. services exports neared \$1.2 trillion and the U.S. services trade surplus was \$293 billion.

U.S. services industries are the most competitive and innovative in the world. They provide new economic opportunities and contribute to the successful production of manufacturing and agriculture in the United States and abroad.

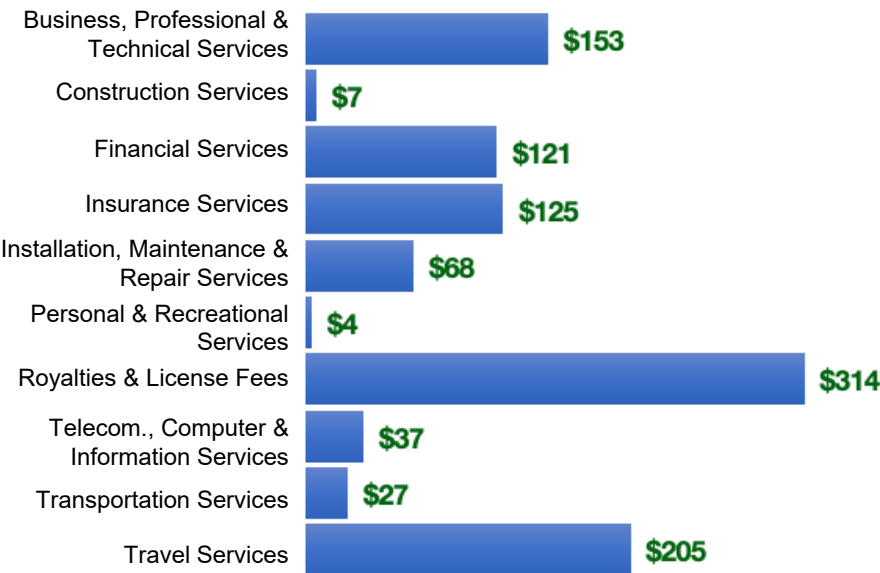
Type	2015	2019	2020	2024
Total Services	\$606M	\$754M	\$626M	\$1.1B
Digitally Tradable	\$337M	\$468M	\$468M	\$751M

NE-1 Services Exports



NE-1 Services Exports Support 5,730 Jobs, Including 2,700 from Digitally Tradable Services

NE-1 Services Exports by Sector, 2024 (\$ millions)



NE-1 Services Exports to Select Markets, 2024

- To China:** \$64 million in services exports supporting 530 jobs
- To Canada:** \$74 million in services exports supporting 440 jobs
- To Mexico:** \$45 million in services exports supporting 270 jobs

NE-1 Digital Services Exports to Select Markets, 2024

- To EU:** \$240 million in services exports supporting 790 jobs
- To UK:** \$76 million in services exports supporting 310 jobs
- To Africa:** \$7.3 million in services exports supporting 30 jobs

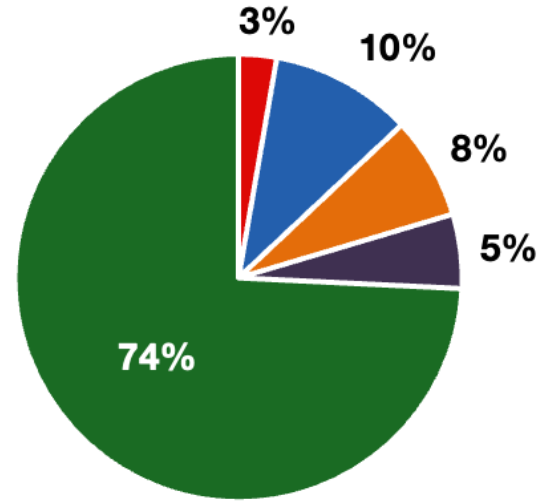
*Sources: National data from the U.S. Bureau of Economic Analysis, district export and jobs data from Trade Partnership Worldwide. Copyright 2026. The Coalition of Services Industries. All rights reserved.

NEBRASKA'S 1ST DISTRICT

Services Fuel U.S. Jobs and Growth

Services fuel America's economic growth and jobs, generating more than 79 percent of employment in the United States and 75 percent of GDP. Services are a major component of the manufacturing and agricultural sectors, and they boost the competitiveness of those sectors.

In NE-1, services accounted 74% percent of all jobs in 2024. The top services sector for employment was education services, health care and social assistance, which alone employed 87,900 NE-1 workers.



■ Services
 ■ Agriculture
 ■ Manufacturing
 ■ Construction
 ■ Public Administration

NE-1 Services Industries Employ 262,000 Workers

NE-1 Jobs by Sector and Services Subsector, 2024

Agriculture, Forestry, & Mining	9,690
Construction	26,100
Manufacturing	36,300
Public Administration	18,900
Total Services	262,000
<i>Wholesale Trade</i>	<i>5,790</i>
<i>Retail Trade</i>	<i>33,600</i>
<i>Transportation, Warehousing, & Utilities</i>	<i>19,900</i>
<i>Information</i>	<i>4,800</i>
<i>Finance, Insurance, & Real Estate</i>	<i>26,700</i>
<i>Professional, Scientific, & Management</i>	<i>36,800</i>
<i>Education, Health Care, & Social Assistance</i>	<i>87,900</i>
<i>Arts, Entertainment, Accommodation, & Food</i>	<i>29,400</i>
<i>Other Services</i>	<i>17,200</i>