

## NORTH DAKOTA'S AT-LARGE DISTRICT

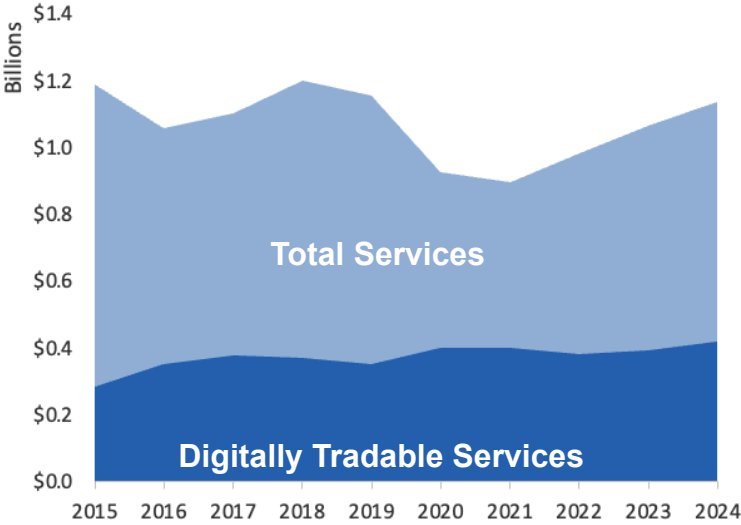
### U.S. Services Supply the World

ND-AL has seen a rise in services exports, boosting state economic growth and jobs. In 2024, U.S. services exports neared \$1.2 trillion and the U.S. services trade surplus was \$293 billion.

U.S. services industries are the most competitive and innovative in the world. They provide new economic opportunities and contribute to the successful production of manufacturing and agriculture in the United States and abroad.

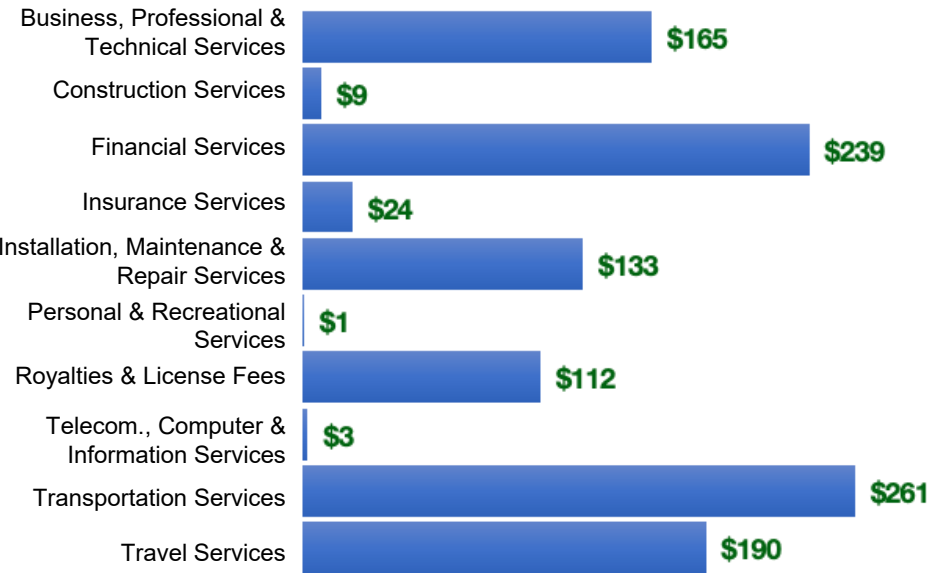
Type	2015	2019	2020	2024
Total Services	\$1.2B	\$1.2B	\$927M	\$1.1B
Digitally Tradable	\$285M	\$353M	\$400M	\$421M

### ND-AL Services Exports



### ND-AL Services Exports Support 6,150 Jobs, Including 1,440 from Digitally Tradable Services

#### ND-AL Services Exports by Sector, 2024 (\$ millions)



#### ND-AL Services Exports to Select Markets, 2024

- To China:** \$58 million in services exports supporting 380 jobs
- To Canada:** \$287 million in services exports supporting 1,600 jobs
- To Mexico:** \$51 million in services exports supporting 300 jobs

#### ND-AL Digital Services Exports to Select Markets, 2024

- To EU:** \$107 million in services exports supporting 350 jobs
- To UK:** \$65 million in services exports supporting 230 jobs
- To Africa:** \$5.1 million in services exports supporting 20 jobs

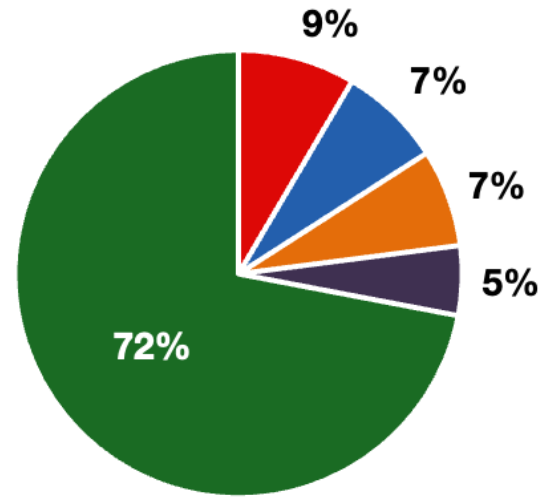
\*Sources: National data from the U.S. Bureau of Economic Analysis, district export and jobs data from Trade Partnership Worldwide. Copyright 2026. The Coalition of Services Industries. All rights reserved.

# NORTH DAKOTA'S AT-LARGE DISTRICT

## Services Fuel U.S. Jobs and Growth

Services fuel America's economic growth and jobs, generating more than 79 percent of employment in the United States and 75 percent of GDP. Services are a major component of the manufacturing and agricultural sectors, and they boost the competitiveness of those sectors.

In ND-AL, services accounted for 72% percent of all jobs in 2024. The top services sector for employment was education services, health care and social assistance, which alone employed 106,000 ND-AL workers.



■ Services 
 ■ Agriculture 
 ■ Manufacturing 
 ■ Construction 
 ■ Public Administration

## ND-AL Services Industries Employ 302,000 Workers

### ND-AL Jobs by Sector and Services Subsector, 2024

Agriculture, Forestry, & Mining	35,600
Construction	29,500
Manufacturing	31,200
Public Administration	21,100
<b>Total Services</b>	<b>302,000</b>
<i>Wholesale Trade</i>	11,300
<i>Retail Trade</i>	48,200
<i>Transportation, Warehousing, &amp; Utilities</i>	23,900
<i>Information</i>	5,410
<i>Finance, Insurance, &amp; Real Estate</i>	22,400
<i>Professional, Scientific, &amp; Management</i>	32,600
<i>Education, Health Care, &amp; Social Assistance</i>	106,000
<i>Arts, Entertainment, Accommodation, &amp; Food</i>	32,800
<i>Other Services</i>	18,900