

## MONTANA'S 2<sup>ND</sup> DISTRICT

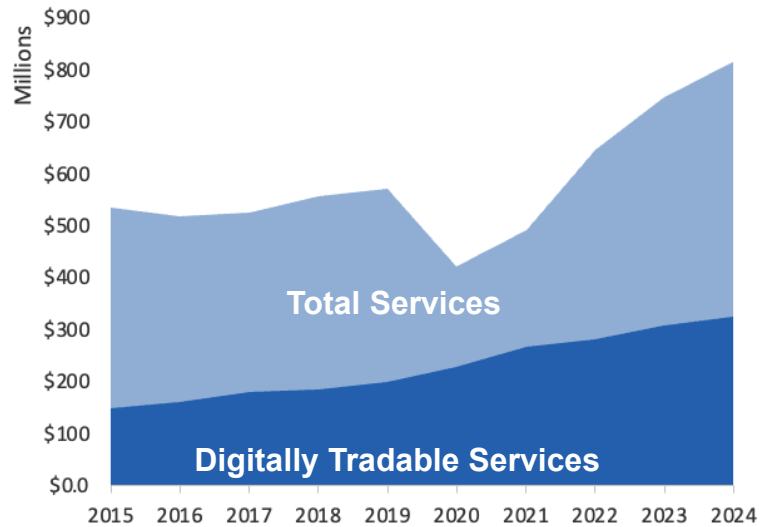
### U.S. Services Supply the World

MT-2 has seen a rise in services exports, boosting state economic growth and jobs. In 2024, U.S. services exports neared \$1.2 trillion and the U.S. services trade surplus was \$293 billion.

U.S. services industries are the most competitive and innovative in the world. They provide new economic opportunities and contribute to the successful production of manufacturing and agriculture in the United States and abroad.

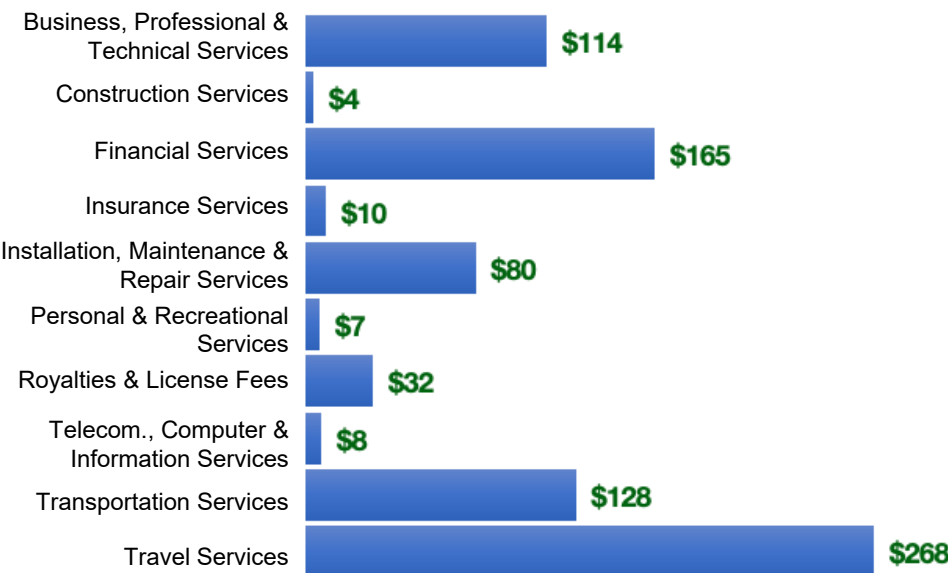
Type	2015	2019	2020	2024
Total Services	\$535M	\$572M	\$422M	\$816M
Digitally Tradable	\$148M	\$200M	\$228M	\$325M

### MT-2 Services Exports



MT-2 Services Exports Support **5,370** Jobs, Including **1,390** from Digitally Tradable Services

### MT-2 Services Exports by Sector, 2024 (\$ millions)



### MT-2 Services Exports to Select Markets, 2024

- To China:** \$39 million in services exports supporting 280 jobs
- To Canada:** \$156 million in services exports supporting 1,000 jobs
- To Mexico:** \$58 million in services exports supporting 410 jobs

### MT-2 Digital Services Exports to Select Markets, 2024

- To EU:** \$78 million in services exports supporting 350 jobs
- To UK:** \$49 million in services exports supporting 200 jobs
- To Africa:** \$5.8 million in services exports supporting 30 jobs

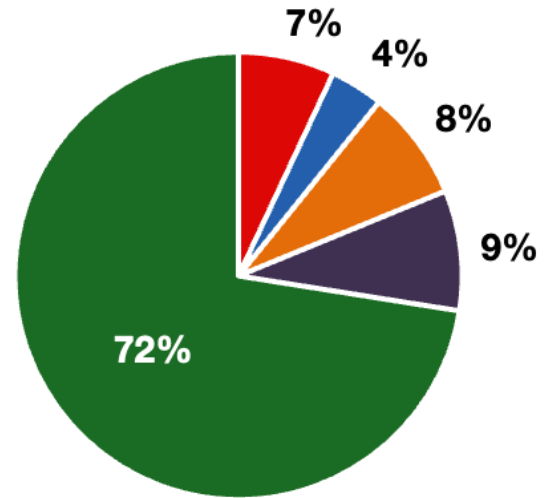
\*Sources: National data from the U.S. Bureau of Economic Analysis, district export and jobs data from Trade Partnership Worldwide. Copyright 2026. The Coalition of Services Industries. All rights reserved.

# MONTANA'S 2<sup>ND</sup> DISTRICT

## Services Fuel U.S. Jobs and Growth

Services fuel America's economic growth and jobs, generating more than 79 percent of employment in the United States and 75 percent of GDP. Services are a major component of the manufacturing and agricultural sectors, and they boost the competitiveness of those sectors.

In MT-2, services accounted 72% percent of all jobs in 2024. The top services sector for employment was education services, health care and social assistance, which alone employed 61,300 MT-2 workers.



■ Services 
 ■ Agriculture 
 ■ Manufacturing 
 ■ Construction 
 ■ Public Administration

## MT-2 Services Industries Employ 198,000 Workers

### MT-2 Jobs by Sector and Services Subsector, 2024

Agriculture, Forestry, & Mining	19,100
Construction	21,800
Manufacturing	10,600
Public Administration	23,800
<b>Total Services</b>	<b>198,000</b>
<i>Wholesale Trade</i>	5,410
<i>Retail Trade</i>	31,300
<i>Transportation, Warehousing, &amp; Utilities</i>	16,500
<i>Information</i>	4,160
<i>Finance, Insurance, &amp; Real Estate</i>	14,700
<i>Professional, Scientific, &amp; Management</i>	24,000
<i>Education, Health Care, &amp; Social Assistance</i>	61,300
<i>Arts, Entertainment, Accommodation, &amp; Food</i>	27,300
<i>Other Services</i>	13,700