

U.S. SERVICES EXPORTS BOOSTING THE ECONOMY

MISSISSIPPI

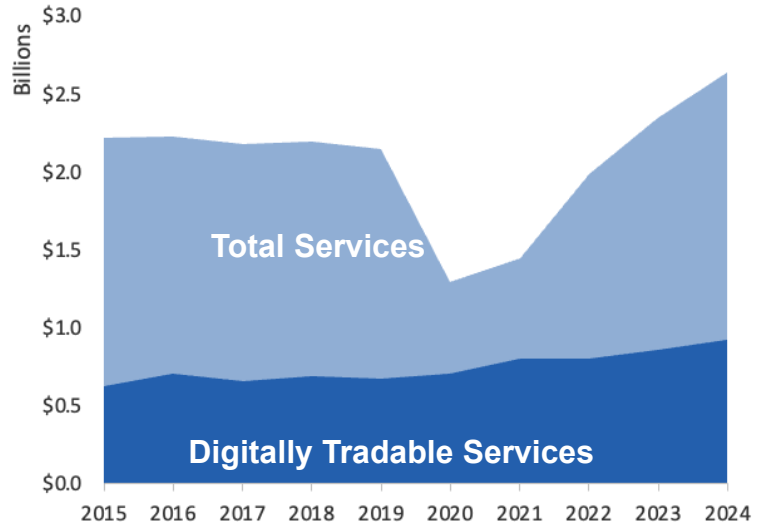
U.S. Services Supply the World

Mississippi has seen a rise in services exports, boosting state economic growth and jobs. In 2024, U.S. services exports neared \$1.2 trillion and the U.S. services trade surplus was \$293 billion.

U.S. services industries are the most competitive and innovative in the world. They provide new economic opportunities and contribute to the successful production of manufacturing and agriculture in the United States and abroad.

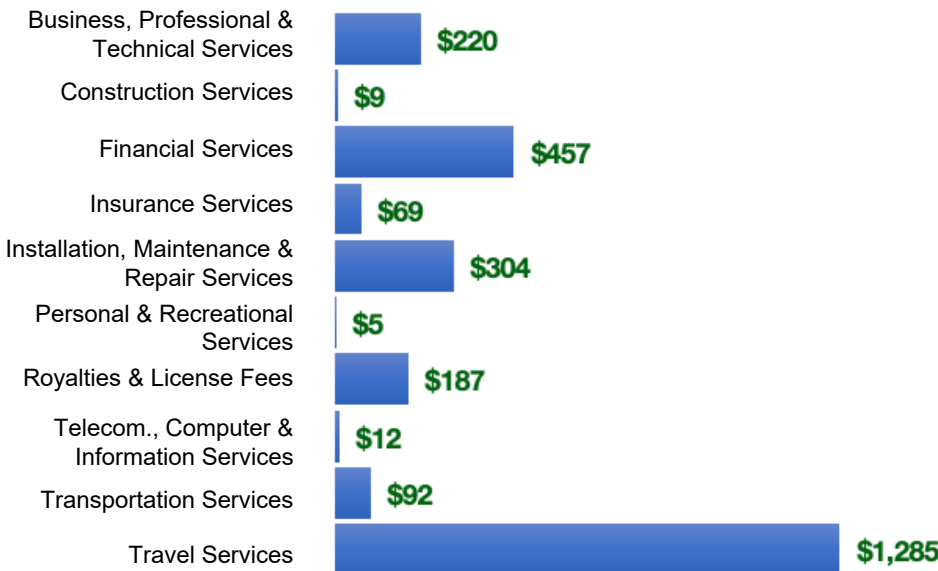
Type	2015	2019	2020	2024
Total Services	\$2.2B	\$2.1B	\$1.3B	\$2.6B
Digitally Tradable	\$623M	\$678M	\$703M	\$925M

Mississippi Services Exports



Mississippi Services Exports Support **19,200** Jobs, Including **3,470** from Digitally Tradable Services

MS Services Exports by Sector, 2024 (\$ millions)



MS Services Exports to Select Markets, 2024

- To China:** \$165 million in services exports supporting 1,330 jobs
- To Canada:** \$245 million in services exports supporting 2,090 jobs
- To Mexico:** \$217 million in services exports supporting 1,680 jobs

MS Digital Services Exports to Select Markets, 2024

- To EU:** \$210 million in services exports supporting 760 jobs
- To UK:** \$123 million in services exports supporting 480 jobs
- To Africa:** \$15 million in services exports supporting 60 jobs

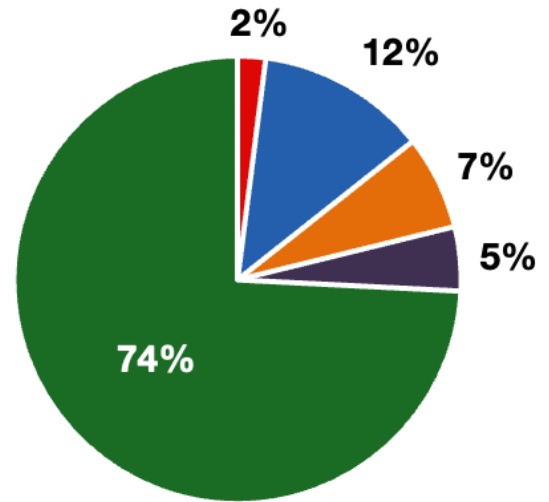
*Sources: National data from the U.S. Bureau of Economic Analysis, state export and jobs data from Trade Partnership Worldwide. Copyright 2026. The Coalition of Services Industries. All rights reserved.

MISSISSIPPI

Services Fuel U.S. Jobs and Growth

Services fuel America’s economic growth and jobs, generating more than 79 percent of employment in the United States and 75 percent of GDP. Services are a major component of the manufacturing and agricultural sectors, and they boost the competitiveness of those sectors.

In Mississippi, services accounted 74% percent of all jobs in 2024. The top services sector for employment was education services, health care and social assistance, which alone employed 348,740 Mississippi workers.



■ Services
 ■ Agriculture
 ■ Manufacturing
 ■ Construction
 ■ Public Administration

Mississippi Services Industries Employ 975,090 Workers

Mississippi Jobs by Sector and Services Subsector, 2024

Agriculture, Forestry, & Mining	26,600
Construction	89,600
Manufacturing	162,000
Public Administration	60,910
Total Services	975,000
<i>Wholesale Trade</i>	24,800
<i>Retail Trade</i>	147,000
<i>Transportation, Warehousing, & Utilities</i>	93,400
<i>Information</i>	13,300
<i>Finance, Insurance, & Real Estate</i>	61,200
<i>Professional, Scientific, & Management</i>	113,000
<i>Education, Health Care, & Social Assistance</i>	349,000
<i>Arts, Entertainment, Accommodation, & Food</i>	118,000
<i>Other Services</i>	55,600