

MISSISSIPPI'S 3RD DISTRICT

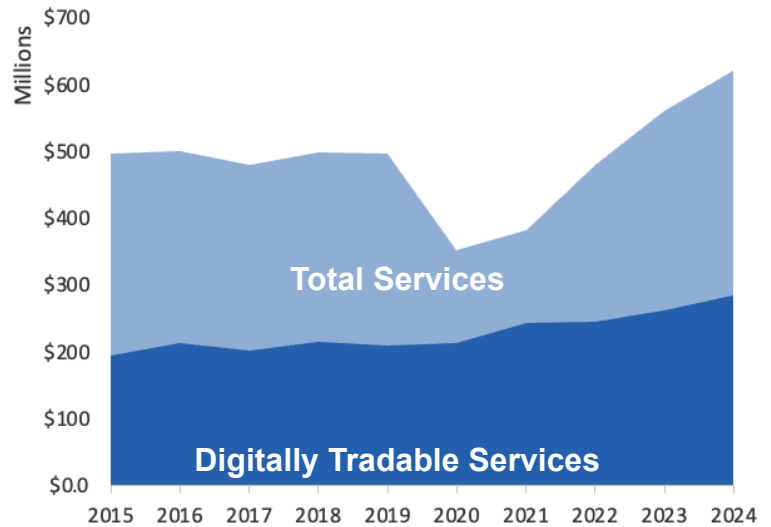
U.S. Services Supply the World

MS-3 has seen a rise in services exports, boosting state economic growth and jobs. In 2024, U.S. services exports neared \$1.2 trillion and the U.S. services trade surplus was \$293 billion.

U.S. services industries are the most competitive and innovative in the world. They provide new economic opportunities and contribute to the successful production of manufacturing and agriculture in the United States and abroad.

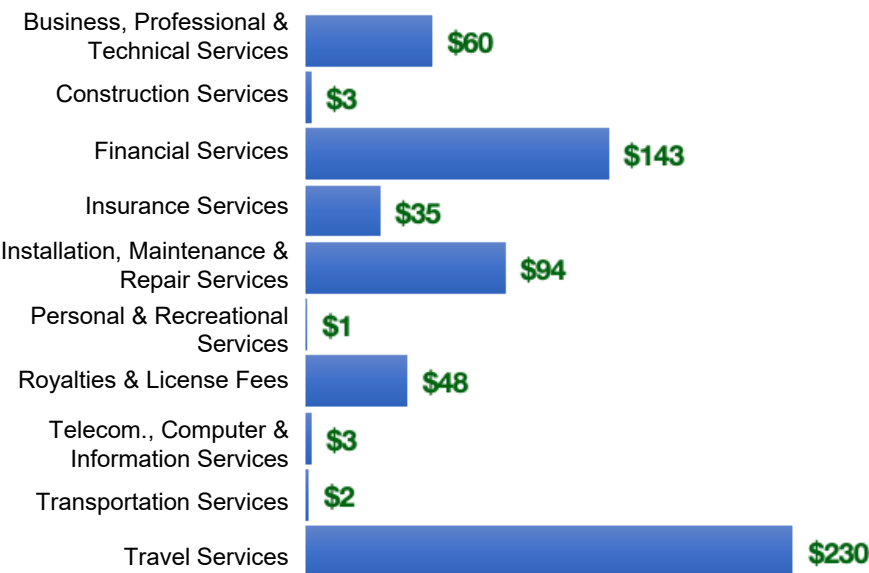
Type	2015	2019	2020	2024
Total Services	\$498M	\$496M	\$352M	\$621M
Digitally Tradable	\$194M	\$210M	\$214M	\$284M

MS-3 Services Exports



MS-3 Services Exports Support **4,060** Jobs, Including **1,080** from Digitally Tradable Services

MS-3 Services Exports by Sector, 2024 (\$ millions)



MS-3 Services Exports to Select Markets, 2024

- To China:** \$41 million in services exports supporting 300 jobs
- To Canada:** \$54 million in services exports supporting 400 jobs
- To Mexico:** \$44 million in services exports supporting 310 jobs

MS-3 Digital Services Exports to Select Markets, 2024

- To EU:** \$61 million in services exports supporting 220 jobs
- To UK:** \$40 million in services exports supporting 160 jobs
- To Africa:** \$4.8 million in services exports supporting 20 jobs

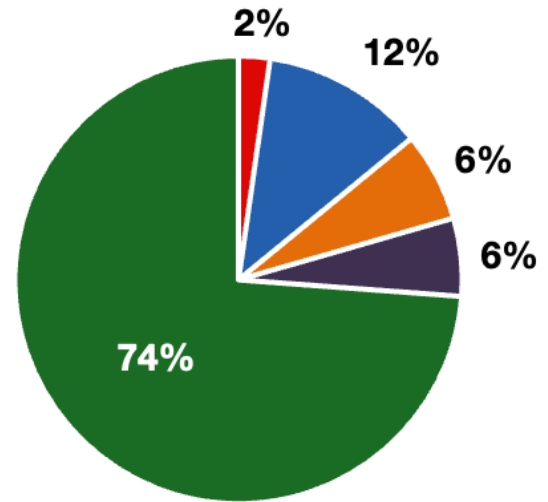
*Sources: National data from the U.S. Bureau of Economic Analysis, district export and jobs data from Trade Partnership Worldwide. Copyright 2026. The Coalition of Services Industries. All rights reserved.

MISSISSIPPI'S 3RD DISTRICT

Services Fuel U.S. Jobs and Growth

Services fuel America's economic growth and jobs, generating more than 79 percent of employment in the United States and 75 percent of GDP. Services are a major component of the manufacturing and agricultural sectors, and they boost the competitiveness of those sectors.

In MS-3, services accounted 74% percent of all jobs in 2024. The top services sector for employment was education services, health care and social assistance, which alone employed 91,300 MS-3 workers.



■ Services
 ■ Agriculture
 ■ Manufacturing
 ■ Construction
 ■ Public Administration

MS-3 Services Industries Employ 249,000 Workers

MS-3 Jobs by Sector and Services Subsector, 2024

Agriculture, Forestry, & Mining	7,650
Construction	21,900
Manufacturing	39,900
Public Administration	19,000
Total Services	249,000
<i>Wholesale Trade</i>	8,400
<i>Retail Trade</i>	36,600
<i>Transportation, Warehousing, & Utilities</i>	24,400
<i>Information</i>	3,980
<i>Finance, Insurance, & Real Estate</i>	17,500
<i>Professional, Scientific, & Management</i>	27,300
<i>Education, Health Care, & Social Assistance</i>	91,300
<i>Arts, Entertainment, Accommodation, & Food</i>	25,600
<i>Other Services</i>	14,400