

MISSISSIPPI'S 1ST DISTRICT

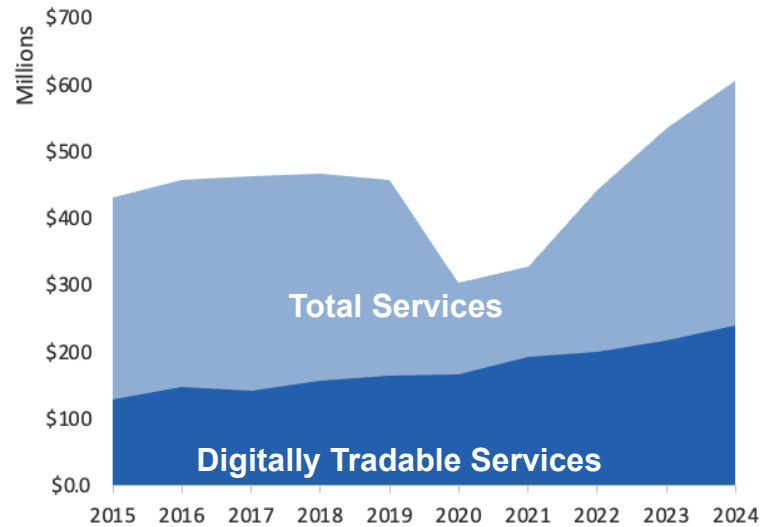
U.S. Services Supply the World

MS-1 has seen a rise in services exports, boosting state economic growth and jobs. In 2024, U.S. services exports neared \$1.2 trillion and the U.S. services trade surplus was \$293 billion.

U.S. services industries are the most competitive and innovative in the world. They provide new economic opportunities and contribute to the successful production of manufacturing and agriculture in the United States and abroad.

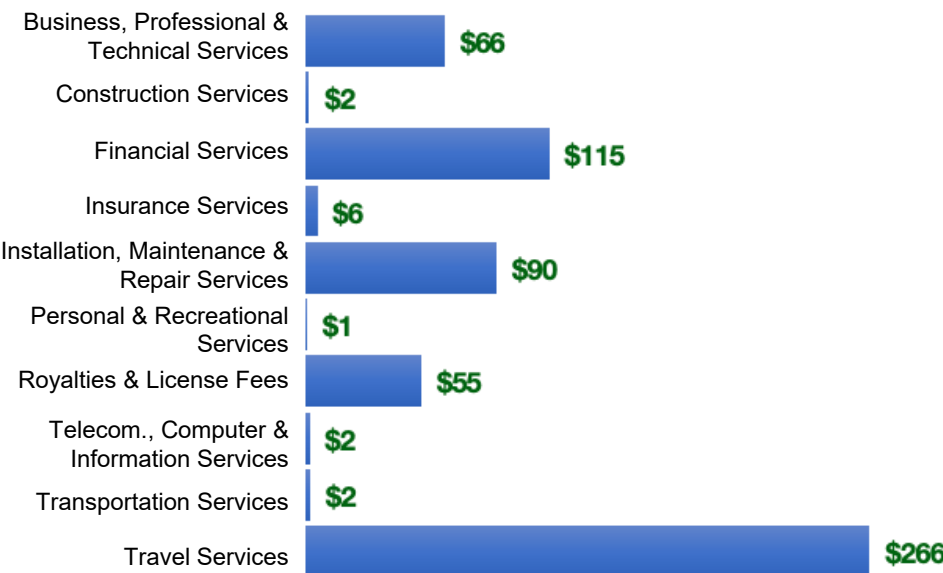
Type	2015	2019	2020	2024
Total Services	\$431M	\$458M	\$304M	\$606M
Digitally Tradable	\$129M	\$165M	\$166M	\$240M

MS-1 Services Exports



MS-1 Services Exports Support **4,260** Jobs, Including **900** from Digitally Tradable Services

MS-1 Services Exports by Sector, 2024 (\$ millions)



MS-1 Services Exports to Select Markets, 2024

- To China:** \$43 million in services exports supporting 330 jobs
- To Canada:** \$53 million in services exports supporting 430 jobs
- To Mexico:** \$46 million in services exports supporting 350 jobs

MS-1 Digital Services Exports to Select Markets, 2024

- To EU:** \$58 million in services exports supporting 210 jobs
- To UK:** \$27 million in services exports supporting 110 jobs
- To Africa:** \$4.5 million in services exports supporting 20 jobs

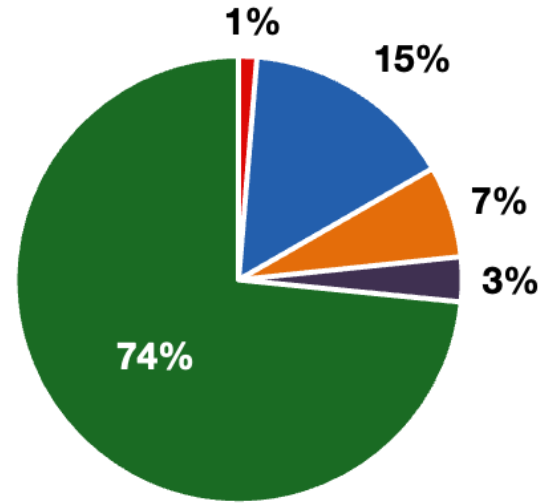
*Sources: National data from the U.S. Bureau of Economic Analysis, district export and jobs data from Trade Partnership Worldwide. Copyright 2026. The Coalition of Services Industries. All rights reserved.

MISSISSIPPI'S 1ST DISTRICT

Services Fuel U.S. Jobs and Growth

Services fuel America's economic growth and jobs, generating more than 79 percent of employment in the United States and 75 percent of GDP. Services are a major component of the manufacturing and agricultural sectors, and they boost the competitiveness of those sectors.

In MS-1, services accounted 74% percent of all jobs in 2024. The top services sector for employment was education services, health care and social assistance, which alone employed 88,200 MS-1 workers.



■ Services
 ■ Agriculture
 ■ Manufacturing
 ■ Construction
 ■ Public Administration

MS-1 Services Industries Employ 257,000 Workers

MS-1 Jobs by Sector and Services Subsector, 2024

Agriculture, Forestry, & Mining	4,610
Construction	23,300
Manufacturing	53,900
Public Administration	11,300
Total Services	257,000
<i>Wholesale Trade</i>	4,900
<i>Retail Trade</i>	37,200
<i>Transportation, Warehousing, & Utilities</i>	29,900
<i>Information</i>	3,510
<i>Finance, Insurance, & Real Estate</i>	18,700
<i>Professional, Scientific, & Management</i>	30,600
<i>Education, Health Care, & Social Assistance</i>	88,200
<i>Arts, Entertainment, Accommodation, & Food</i>	27,100
<i>Other Services</i>	16,900