

U.S. SERVICES EXPORTS BOOSTING THE ECONOMY

MISSOURI

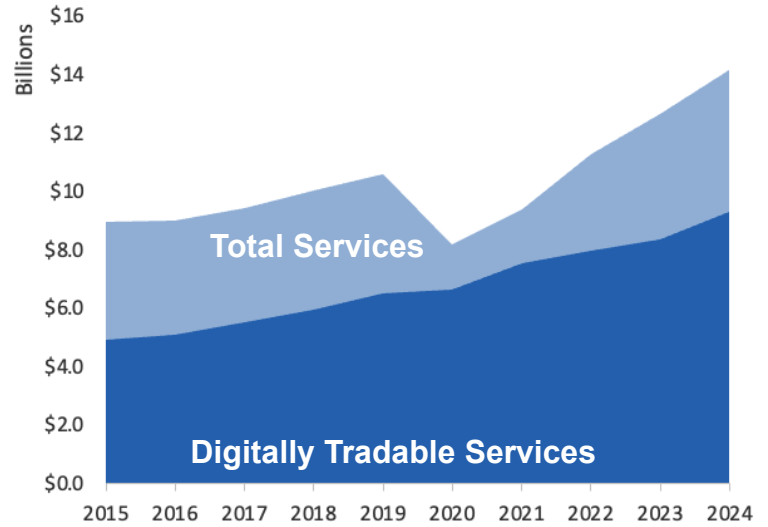
U.S. Services Supply the World

Missouri has seen a rise in services exports, boosting state economic growth and jobs. In 2024, U.S. services exports neared \$1.2 trillion and the U.S. services trade surplus was \$293 billion.

U.S. services industries are the most competitive and innovative in the world. They provide new economic opportunities and contribute to the successful production of manufacturing and agriculture in the United States and abroad.

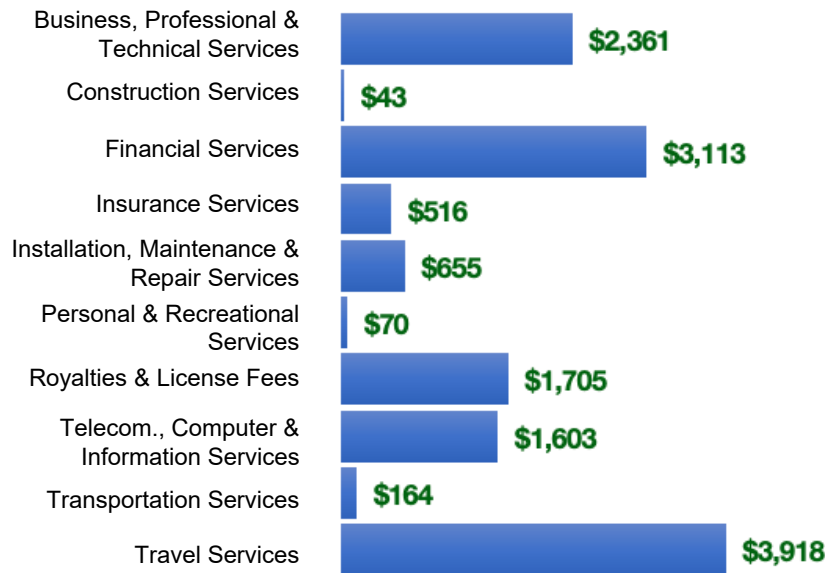
Type	2015	2019	2020	2024
Total Services	\$9.0B	\$11B	\$8.2B	\$14B
Digitally Tradable	\$4.9B	\$6.5B	\$6.6B	\$9.3B

Missouri Services Exports



Missouri Services Exports Support **84,000** Jobs, Including **39,700** from Digitally Tradable Services

MO Services Exports by Sector, 2024 (\$ millions)



MO Services Exports to Select Markets, 2024

- To China:** \$833 million in services exports supporting 5,990 jobs
- To Canada:** \$1.3 billion in services exports supporting 8,170 jobs
- To Mexico:** \$720 million in services exports supporting 4,870 jobs

MO Digital Services Exports to Select Markets, 2024

- To EU:** \$2.5 billion in services exports supporting 10,300 jobs
- To UK:** \$1.0 billion in services exports supporting 4,580 jobs
- To Africa:** \$122 million in services exports supporting 550 jobs

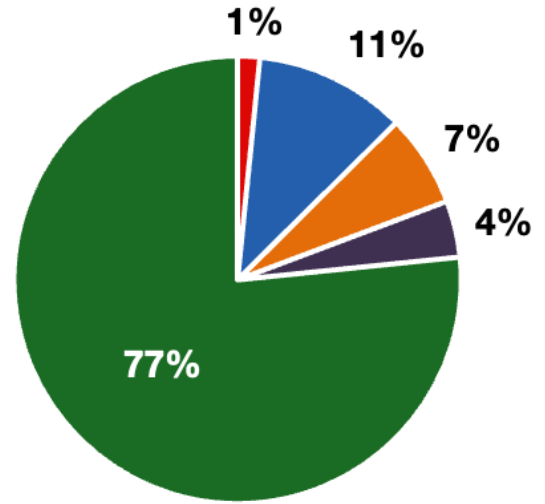
*Sources: National data from the U.S. Bureau of Economic Analysis, state export and jobs data from Trade Partnership Worldwide. Copyright 2026. The Coalition of Services Industries. All rights reserved.

MISSOURI

Services Fuel U.S. Jobs and Growth

Services fuel America’s economic growth and jobs, generating more than 79 percent of employment in the United States and 75 percent of GDP. Services are a major component of the manufacturing and agricultural sectors, and they boost the competitiveness of those sectors.

In Missouri, services accounted 77% percent of all jobs in 2024. The top services sector for employment was education services, health care and social assistance, which alone employed 784,100 Missouri workers.



■ Services ■ Agriculture ■ Manufacturing ■ Construction ■ Public Administration

Missouri Services Industries Employ 2.4 million Workers

Missouri Jobs by Sector and Services Subsector, 2024

Agriculture, Forestry, & Mining	49,300
Construction	207,000
Manufacturing	338,000
Public Administration	125,940
Total Services	2.4 million
<i>Wholesale Trade</i>	59,000
<i>Retail Trade</i>	345,000
<i>Transportation, Warehousing, & Utilities</i>	174,000
<i>Information</i>	43,400
<i>Finance, Insurance, & Real Estate</i>	223,000
<i>Professional, Scientific, & Management</i>	327,000
<i>Education, Health Care, & Social Assistance</i>	784,000
<i>Arts, Entertainment, Accommodation, & Food</i>	259,000
<i>Other Services</i>	147,000

* Sources: U.S. Census Bureau, American Community Survey
Copyright 2026. The Coalition of Services Industries. All rights reserved.

For more information on all 50 states, please visit servicescoalition.org/exports or email admin@uscsi.org