

U.S. SERVICES EXPORTS BOOSTING THE ECONOMY

MINNESOTA

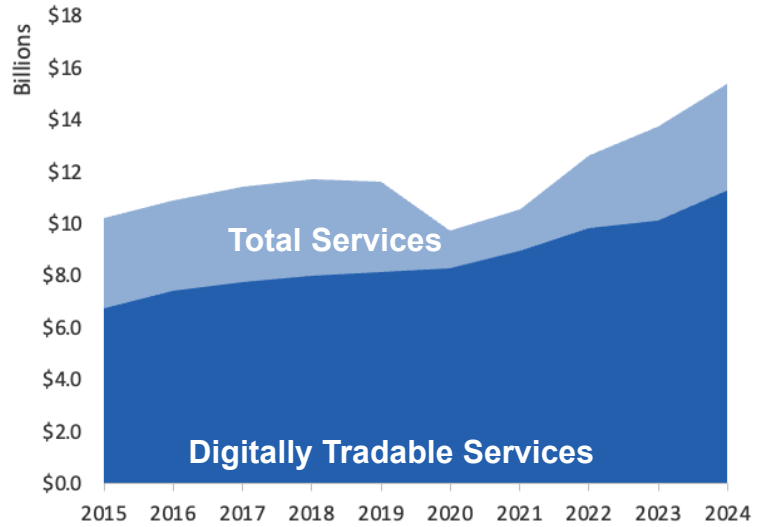
U.S. Services Supply the World

Minnesota has seen a rise in services exports, boosting state economic growth and jobs. In 2024, U.S. services exports neared \$1.2 trillion and the U.S. services trade surplus was \$293 billion.

U.S. services industries are the most competitive and innovative in the world. They provide new economic opportunities and contribute to the successful production of manufacturing and agriculture in the United States and abroad.

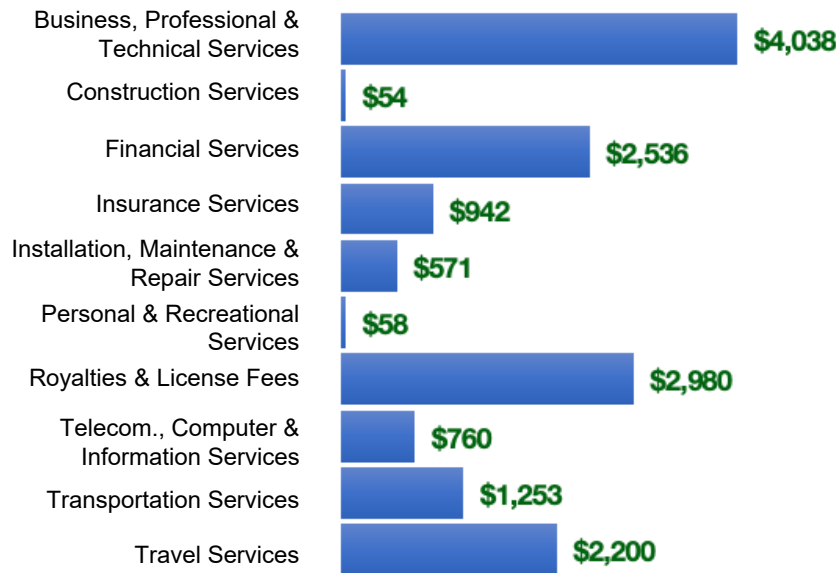
Type	2015	2019	2020	2024
Total Services	\$10B	\$12B	\$9.7B	\$15B
Digitally Tradable	\$6.7B	\$8.1B	\$8.3B	\$11B

Minnesota Services Exports



Minnesota Services Exports Support 77,900 Jobs, Including 47,500 from Digitally Tradable Services

MN Services Exports by Sector, 2024 (\$ millions)



MN Services Exports to Select Markets, 2024

- To China:** \$688 million in services exports supporting 4,110 jobs
- To Canada:** \$1.3 billion in services exports supporting 7,280 jobs
- To Mexico:** \$665 million in services exports supporting 3,800 jobs

MN Digital Services Exports to Select Markets, 2024

- To EU:** \$3.5 billion in services exports supporting 14,500 jobs
- To UK:** \$1.2 billion in services exports supporting 5,240 jobs
- To Africa:** \$119 million in services exports supporting 570 jobs

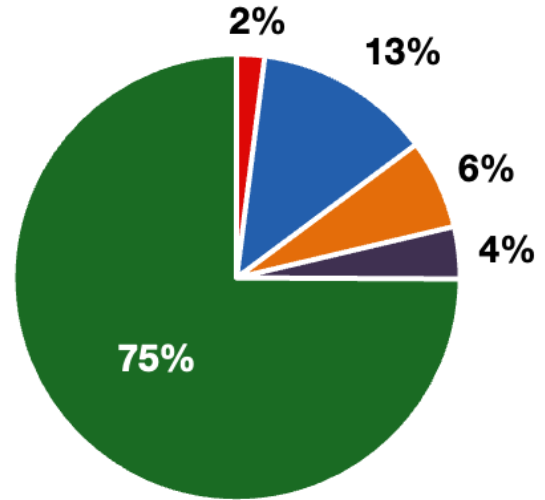
*Sources: National data from the U.S. Bureau of Economic Analysis, state export and jobs data from Trade Partnership Worldwide. Copyright 2026. The Coalition of Services Industries. All rights reserved.

MINNESOTA

Services Fuel U.S. Jobs and Growth

Services fuel America’s economic growth and jobs, generating more than 79 percent of employment in the United States and 75 percent of GDP. Services are a major component of the manufacturing and agricultural sectors, and they boost the competitiveness of those sectors.

In Minnesota, services accounted 75% percent of all jobs in 2024. The top services sector for employment was education services, health care and social assistance, which alone employed 798,520 Minnesota workers.



■ Services
 ■ Agriculture
 ■ Manufacturing
 ■ Construction
 ■ Public Administration

Minnesota Services Industries Employ 2.3 million Workers

Minnesota Jobs by Sector and Services Subsector, 2024

Agriculture, Forestry, & Mining	61,800
Construction	198,000
Manufacturing	391,000
Public Administration	115,150
Total Services	2.3 million
<i>Wholesale Trade</i>	61,100
<i>Retail Trade</i>	337,000
<i>Transportation, Warehousing, & Utilities</i>	149,000
<i>Information</i>	39,200
<i>Finance, Insurance, & Real Estate</i>	218,000
<i>Professional, Scientific, & Management</i>	323,000
<i>Education, Health Care, & Social Assistance</i>	799,000
<i>Arts, Entertainment, Accommodation, & Food</i>	227,000
<i>Other Services</i>	137,000