

MINNESOTA'S 1ST DISTRICT

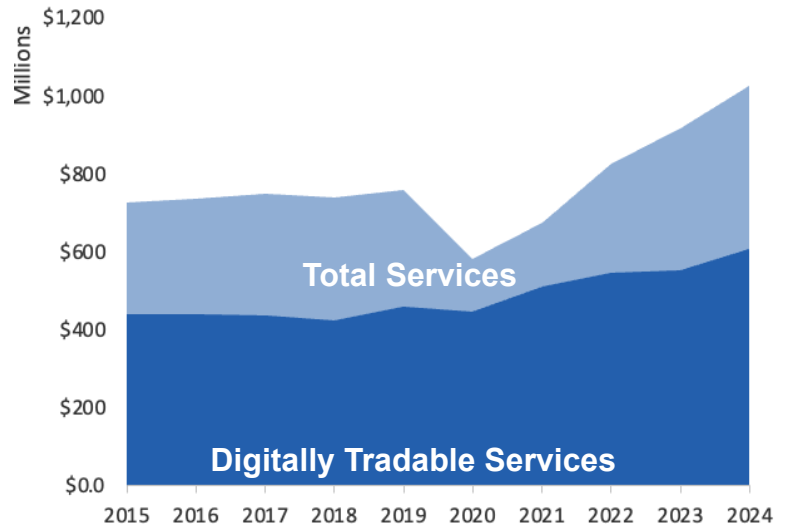
U.S. Services Supply the World

MN-1 has seen a rise in services exports, boosting state economic growth and jobs. In 2024, U.S. services exports neared \$1.2 trillion and the U.S. services trade surplus was \$293 billion.

U.S. services industries are the most competitive and innovative in the world. They provide new economic opportunities and contribute to the successful production of manufacturing and agriculture in the United States and abroad.

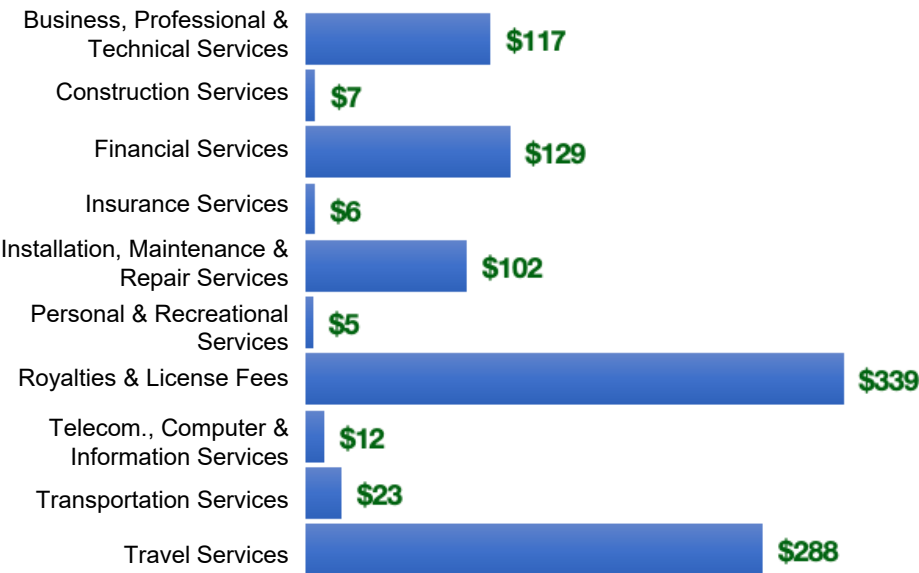
Type	2015	2019	2020	2024
Total Services	\$728M	\$758M	\$581M	\$1.0B
Digitally Tradable	\$440M	\$459M	\$446M	\$607M

MN-1 Services Exports



MN-1 Services Exports Support **5,200** Jobs, Including **1,960** from Digitally Tradable Services

MN-1 Services Exports by Sector, 2024 (\$ millions)



MN-1 Services Exports to Select Markets, 2024

- To China:** \$69 million in services exports supporting 360 jobs
- To Canada:** \$71 million in services exports supporting 460 jobs
- To Mexico:** \$53 million in services exports supporting 340 jobs

MN-1 Digital Services Exports to Select Markets, 2024

- To EU:** \$225 million in services exports supporting 670 jobs
- To UK:** \$48 million in services exports supporting 180 jobs
- To Africa:** \$5.5 million in services exports supporting 20 jobs

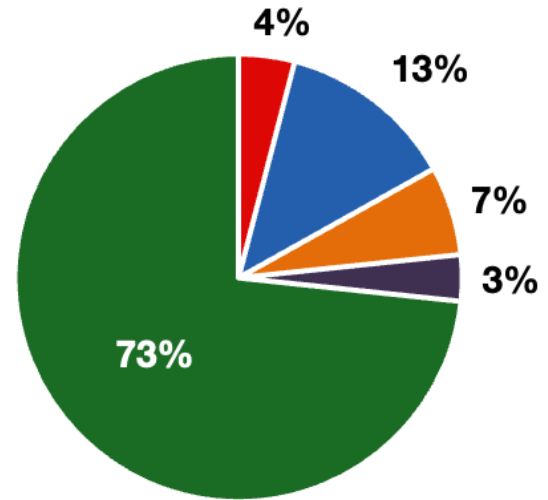
*Sources: National data from the U.S. Bureau of Economic Analysis, district export and jobs data from Trade Partnership Worldwide. Copyright 2026. The Coalition of Services Industries. All rights reserved.

MINNESOTA'S 1ST DISTRICT

Services Fuel U.S. Jobs and Growth

Services fuel America's economic growth and jobs, generating more than 79 percent of employment in the United States and 75 percent of GDP. Services are a major component of the manufacturing and agricultural sectors, and they boost the competitiveness of those sectors.

In MN-1, services accounted 73% percent of all jobs in 2024. The top services sector for employment was education services, health care and social assistance, which alone employed 120,000 MN-1 workers.



■ Services
 ■ Agriculture
 ■ Manufacturing
 ■ Construction
 ■ Public Administration

MN-1 Services Industries Employ 277,000 Workers

MN-1 Jobs by Sector and Services Subsector, 2024

Agriculture, Forestry, & Mining	15,300
Construction	24,300
Manufacturing	48,500
Public Administration	12,600
Total Services	277,000
<i>Wholesale Trade</i>	6,990
<i>Retail Trade</i>	43,000
<i>Transportation, Warehousing, & Utilities</i>	16,000
<i>Information</i>	5,840
<i>Finance, Insurance, & Real Estate</i>	16,500
<i>Professional, Scientific, & Management</i>	25,800
<i>Education, Health Care, & Social Assistance</i>	120,000
<i>Arts, Entertainment, Accommodation, & Food</i>	26,400
<i>Other Services</i>	16,300