

U.S. SERVICES EXPORTS BOOSTING THE ECONOMY

MICHIGAN

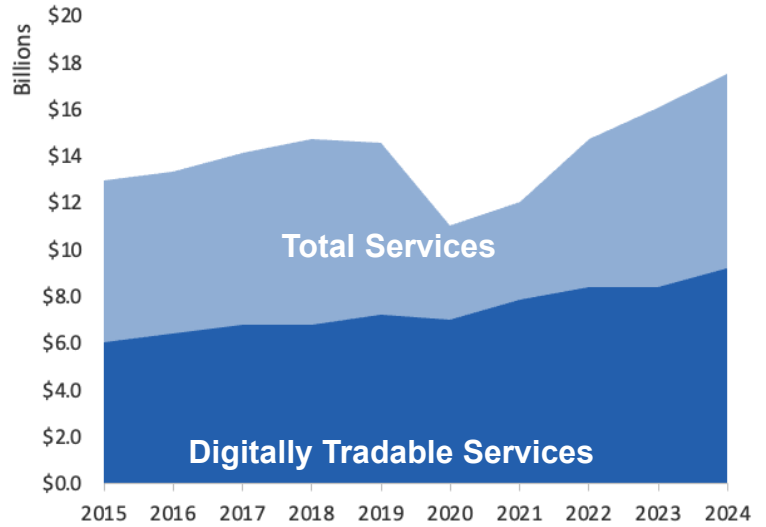
U.S. Services Supply the World

Michigan has seen a rise in services exports, boosting state economic growth and jobs. In 2024, U.S. services exports neared \$1.2 trillion and the U.S. services trade surplus was \$293 billion.

U.S. services industries are the most competitive and innovative in the world. They provide new economic opportunities and contribute to the successful production of manufacturing and agriculture in the United States and abroad.

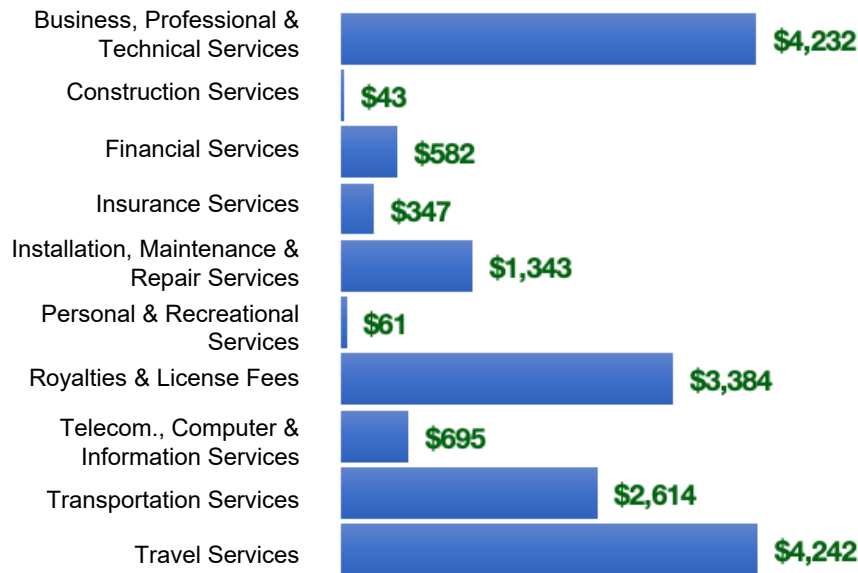
Type	2015	2019	2020	2024
Total Services	\$13B	\$15B	\$11B	\$18B
Digitally Tradable	\$6.1B	\$7.2B	\$7.0B	\$9.2B

Michigan Services Exports



Michigan Services Exports Support 101,000 Jobs, Including 37,600 from Digitally Tradable Services

MI Services Exports by Sector, 2024 (\$ millions)



MI Services Exports to Select Markets, 2024

- To China:** \$1.2 billion in services exports supporting 8,470 jobs
- To Canada:** \$2.3 billion in services exports supporting 13,540 jobs
- To Mexico:** \$849 million in services exports supporting 5,400 jobs

MI Digital Services Exports to Select Markets, 2024

- To EU:** \$3.0 billion in services exports supporting 11,500 jobs
- To UK:** \$729 million in services exports supporting 3,410 jobs
- To Africa:** \$124 million in services exports supporting 620 jobs

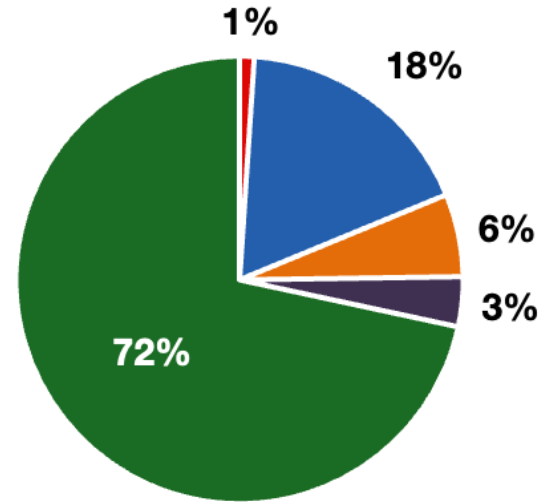
*Sources: National data from the U.S. Bureau of Economic Analysis, state export and jobs data from Trade Partnership Worldwide. Copyright 2026. The Coalition of Services Industries. All rights reserved.

MICHIGAN

Services Fuel U.S. Jobs and Growth

Services fuel America’s economic growth and jobs, generating more than 79 percent of employment in the United States and 75 percent of GDP. Services are a major component of the manufacturing and agricultural sectors, and they boost the competitiveness of those sectors.

In Michigan, services accounted 72% percent of all jobs in 2024. The top services sector for employment was education services, health care and social assistance, which alone employed 1.2 million Michigan workers.



■ Services
 ■ Agriculture
 ■ Manufacturing
 ■ Construction
 ■ Public Administration

Michigan Services Industries Employ 3.5 million Workers

Michigan Jobs by Sector and Services Subsector, 2024

Agriculture, Forestry, & Mining	51,500
Construction	292,000
Manufacturing	865,000
Public Administration	175,480
Total Services	3.5 million
<i>Wholesale Trade</i>	83,200
<i>Retail Trade</i>	523,000
<i>Transportation, Warehousing, & Utilities</i>	233,000
<i>Information</i>	61,400
<i>Finance, Insurance, & Real Estate</i>	267,000
<i>Professional, Scientific, & Management</i>	515,000
<i>Education, Health Care, & Social Assistance</i>	1.2 million
<i>Arts, Entertainment, Accommodation, & Food</i>	438,000
<i>Other Services</i>	225,000